

# Fort Lauderdale Strikers

---

1980 Media Guide

---





## 1980 Schedule

(All Times Local)

### March

29 Saturday at Memphis 2:30 p.m.

### April

5 Saturday TORONTO 8:00 p.m.

9 Wednesday NEW YORK 8:00 p.m.

12 Saturday ROCHESTER 8:00 p.m.

19 Saturday at New England TV-10 4:00 p.m.

23 Wednesday at California 7:30 p.m.

26 Saturday at San Diego 7:30 p.m.

### May

3 Saturday HOUSTON 8:00 p.m.

10 Saturday SEATTLE 8:00 p.m.

14 Wednesday SUNDERLAND  
(Eng.) (International) ON-TV 7:00 p.m.

17 Saturday WASHINGTON 8:00 p.m.

25 Sunday at Rochester TV-10 3:00 p.m.

28 Wednesday at Chicago 7:30 p.m.

(Comisky Park) 7:30 p.m.

31 Saturday PORTLAND 8:00 p.m.

### June

4 Thursday at Tulsa TV-10 8:00 p.m.

8 Sunday TAMPA BAY ABC 2:00 p.m.

15 Sunday at Washington 2:30 p.m.

18 Wednesday SAN JOSE ON-TV 8:00 p.m.

22 Sunday at New York TV-10 2:30 p.m.

25 Wednesday EDMONTON 8:00 p.m.

### July

2 Wednesday at Philadelphia TV-10 9:00 p.m.

4 Friday MEMPHIS 8:00 p.m.

9 Wednesday DETROIT ON-TV 8:00 p.m.

13 Sunday at Edmonton 2:30 p.m.

20 Sunday at Toronto 7:30 p.m.

23 Wednesday NEW ENGLAND ON-TV 8:00 p.m.

30 Wednesday at Atlanta TV-10 7:30 p.m.

### August

2 Saturday at Tampa Bay TV-10 8:00 p.m.

6 Wednesday CALIFORNIA 8:00 p.m.

9 Saturday DALLAS 8:00 p.m.

16 Saturday at Los Angeles TV-10 7:30 p.m.

22 Friday PHILADELPHIA ON-TV 7:30 p.m.

24 Sunday at Detroit 7:30 p.m.

# INDEX

Strikers 1980 Schedule .....	Inside Front Cover
1980 Strikers Club Directory .....	2
Club History .....	3
1980 Outlook .....	4
Elizabeth Robbie .....	5
Bob Lemieux .....	6
Tim Robbie .....	7
Pat Pepper .....	8
Steve Unger .....	8
1980 Striker Staff .....	9
1980 NASL Schedule .....	10-15
Cor van der Hart .....	16
Rudy Arkenbout .....	16
Jeffrey Dooley .....	17
Eddie Rodger .....	17
1980 Player Profiles .....	18-29
1980 Final Regular Season Statistics .....	30-31
Strikers Numerical Roster .....	32-33
1979 Player Statistics — Playoffs .....	34-35
1979 Final Indoor Statistics .....	34-35
All-Time Striker All-Stars .....	36
1979 Game-By-Game Account .....	37
Strikers Year-By-Year Results .....	38-40
Strikers Head Coaches .....	41
All-Time Strikers Records .....	42-44
Strikers Series Records .....	44-46
All Time Strikers Draft .....	47
All Time Largest Crowds .....	47
NASL Alignment .....	48
NASL 1979 Final Regular Season Standings .....	49
NASL Playoffs .....	50-51
NASL Playoff Structure .....	52
NASL National Conference Statistics .....	53
NASL American Conference Statistics .....	53
NASL Leading Scorers/Goalkeepers .....	54
Condensed Rules of Soccer .....	55-56
Glossary of Soccer Terms .....	57-58
NASL Tiebreaker Procedure .....	58
NASL Club Directory .....	60-62
Strikers Broadcast & Electronic Services .....	62
Media Information .....	63
Lockhart Stadium .....	64
Hotels on the Road .....	64
All-Time Striker Roster .....	Inside Back Cover

# FT. LAUDERDALE STRIKERS

1980 Club Directory

1350 NE 56th St.

Ft. Lauderdale, FL 33334

305/491-5140 (Broward)

305/944-7741 (Dade)

Telex: 51-4320

Pressbox: 305/771-4516,4518

## Management Division

President ..... Elizabeth Robbie  
General Manager ..... Bob Lemieux  
Assistant General Manager ..... Tim Robbie  
Marketing and Sales Director ..... Pat Pepper  
Public Relations Director ..... Steve Unger  
Ticket Manager ..... Steve Dangerfield  
Assistant to the Ticket Manager .... Marc Zatorsky  
Bookkeeper ..... Linda Anderson  
Executive Secretary ..... Donna Giaquinto  
Executive Secretary ..... Donna Pacitti  
Secretary/Receptionist ..... Susan Perry

## Team Division

Head Coach ..... Cor van der Hart  
Assistant Coach ..... Rudy Arkenbout  
Trainer ..... Jeffrey Dooley  
Assistant Trainer & Equipment Manager .....  
Eddie Rodger

## Broadcasters

Television ..... Chuck Dowdle (WPLG-TV)  
Radio ..... Rick Weaver (WIOD-Radio)

## Club Information

Stadium ..... Lockhart Stadium  
Playing Surface ..... Natural Grass  
Capacity ..... 19,603  
Team Colors ..... Red/Yellow/Black  
Conference ..... American  
Division ..... East  
Radio Station ..... WIOD (610 AM)  
TV Stations ..... WPLG (Channel 10)  
ON-TV Subscription Television

## Team Positions

Team Physicians ..... Dr. Herbert Virgin,  
Dr. Charles Virgin  
Team Airline ..... Delta  
Team Photographers .... Jim & Ursula Photography  
Team Luncheon & Post-game Receptions .....  
Pierce St. Annex  
Team Hotel ..... Pier 66  
Team Printing ..... International Graphics  
Value Press

## CLUB HISTORY

The Ft. Lauderdale Strikers are entering their 2nd decade as a franchise in the North American Soccer League in 1980. The team has qualified for the playoffs as a winner in each of the three seasons the club has played in Ft. Lauderdale's Lockhart Stadium.

Founded in late 1963 as an amateur team called the Washington Britannica, the club joined the American Soccer League in 1967. As the Washington Darts, the team won back-to-back ASL championships the next two seasons and gained major league status when they joined the NASL as an expansion team in 1970.

The addition of Washington and Rochester that season enabled the NASL to survive as a six-team loop and the Darts won the Southern Division Championship but bowed out in the championship series with Rochester, losing on total goals 4-3, although the clubs split a home and home series.

In 1972, the franchise moved to South Florida and initially became known as the Miami Gatos (cats), a nickname which was changed to the Toros with an ownership change in 1973, whose incoming members included Elizabeth Robbie.

In 1974, the club again came up bridesmaids in the title chase, losing on penalty-kicks to the Los Angeles Aztecs in front of 15,507 fans in the Orange Bowl and a national television audience.

Elizabeth Robbie, the "First Lady of Soccer," took over as Managing General Partner in 1976 and moved the team to Ft. Lauderdale before the 1977 season. The Strikers stunned the NASL with a 19-7 record, and more than tripled their attendance in drawing 120,073 fans to tiny Lockhart Stadium.

Growth continued in '78 with stadium expansion, a 50% attendance jump and a heartbreaking loss in the shootout-tiebreaker to the Tampa Bay Rowdies in the American Conference finals.

1979 saw the addition of two international stars, Teofilo Cubillas of Peru and Gerd Mueller from W. Germany, while English immortal Gordon Banks finally hung up his cleats after two years with the Strikers. Still more seats were added to Lockhart, and Ft. Lauderdale posted another winning season (17-13), but fell to Chicago in the playoffs.

In December of '79, Club President Elizabeth Robbie tabbed former Dutch national coach, Cor van der Hart to guide the Striker destiny in the '80's. The bid for excellence did not stop there. Ft. Lauderdale purchased Peruvian international Eduardo Bonvallet and added the legendary Francisco Marinho from Cosmos along with Arsene Auguste from Tampa Bay in a serious bid for NASL honors.

## 1980 Outlook Ft. Lauderdale Strikers

"In pro sports you can't ever stay the same," cautions Strikers owner and president Elizabeth Robbie. "You either get stronger and go up or you go down." She and the Strikers are committed to doing the former, and the result was a massive overhaul of the franchise following the 1979 season.

Former professional hockey executive Bob Lemieux arrived to take the general manager's reins and he picked former Dutch National Team assistant coach, Cor van der Hart to take over coaching duties. From Cosmos country came assistant coach Rudy Arkenbout, talent scout extraordinaire.

Van der Hart wasted little time in constructing his own team, one which will play European style "total soccer." As some veteran Strikers left the scene, new faces began to appear in South Florida. First came defender *Eduardo Bonvallet*, who was spirited out of South America in a near "cloak & dagger" adventure. With 25 International appearances at age 25, Bonvallet can play midfield as well as defend and has averaged 15 goals per season in Chile.

Another back line addition came in person of *Arsene Auguste* who was obtained from Tampa Bay. His Rowdie roots date back to 1975, and Arsene gained 2nd-Team All-NASL honors in both 1977 and '78.

The Striker back line should be anchored by English veteran Ken Fogarty and American Colin Fowles, who hopes to stay healthy in 1980, unlike last year.

"The Striker midfield should be best in the NASL," asserts Cor, and this is especially true after the purchase of Francisco Marinho from the Cosmos. Selected to the All-Tournament World Cup Team in 1974, Marinho will join English veteran Ray Hudson, and Peruvian international "Teofilo Cubillas. "Nene" scored 16 goals and added 18 assists last year and was a 2nd-Team NASL All-Star along with Gerd "Der Bomber" Mueller who was 3rd in league scoring with 19 goals and 17 assists at his striker position on the front line.

Coach van der Hart expects much from this Striker team, and his highly disciplined style of coaching should give South Florida soccer fans a dazzling ball control and passing style of game, patterned after the famous Dutch teams of the 70's.

Off the field, the Strikers have more than doubled their appearance schedule, running clinics, speaking to groups, and spreading the soccer gospel in general.

Based on pre-season camp talent along, the Ft. Lauderdale Strikers should be among American Conference favorites, and a trip to Soccer Bowl '80 in Washington, D.C. is not idle fantasy, World Class rugged experience, combined with the efforts of younger Striker players will be an explosive combination.

**ELIZABETH ROBBIE**  
President of the  
Ft. Lauderdale Strikers



Elizabeth Robbie is truly the "First Lady of American Soccer," with a track record that can scarcely be matched by her male contemporaries in the North American Soccer League. Today, she is the only woman owner of an NASL franchise and one of the only two in major league professional sports. In 1973, she joined the ownership group of the Miami Toros. She then gained controlling interest in the franchise and took over as Managing General Partner in 1976.

The following year, she made the landmark decision to move the team up to Broward County where the Fort Lauderdale Strikers found a home in Lockhart Stadium. In 1977, the attendance more than tripled while the team led the NASL with a record of 19-7. Pro soccer was finally established in South Florida.

As a result of the resounding success of the Fort Lauderdale Strikers in their first year in Broward County, Elizabeth was designated "Marketer of the Year" in 1977 by the Sales and Marketing Executives of Fort Lauderdale. She was honored at a testimonial dinner for the National Asthma Center in Denver at the Diplomat Hotel in 1978.

As club president and sole owner, she followed another winning season in 1979 by continuing to upgrade the Strikers. Most important to Elizabeth Robbie, is the support of Strikers' fans who appreciate her concern in saving and improving major league pro soccer in South Florida.

Elizabeth enjoys tennis, golf, fishing, playing bridge, and watching her Strikers play, both home and away. One of her 11 children is Tim Robbie, Assistant General Manager for the Strikers and another son, Mike, is the General Manager for the Miami Dolphins of the NFL.

Elizabeth came by her interest in soccer as a result of watching her sons on the soccer playgrounds in Miami Shores. She gained her executive experience in professional sports participating with her husband, Joe, in the major decisions from the moment the Miami Dolphins were created in 1966. She attended nearly every Dolphin game, home and away and served as hostess to the top people in the world of sports and foremost civic leaders in South Florida during the winning season.



**BOB LEMIEUX**  
General Manager

Dynamic, aggressive controversial — these are just a few of the terms that have been used to describe General Manager Bob Lemieux since his arrival in Ft. Lauderdale last fall.

A strong and forceful person, in a very short time, Lemieux has transformed the Striker organization into the hardest working franchise in the North American Soccer League.

At 35, Bob Lemieux is one of the youngest chief executives in the NASL but his experience in professional sports extends over the last fifteen years, where he has been a part of five championship teams.

His sports background began with six seasons of professional hockey, since 1965 through 1970, including a short stint with the California Seals of the National Hockey League in 1967.


Lemieux turned to management and coaching next, handling several teams in the Detroit Red Wings farm system from 1970-'77. In November 1977, he left coaching to concentrate on his duties as Vice President and General Manager of the Kalamazoo Wings and Chief Administrator for Wings Stadium.

He was a former member of the Governor's Council on Physical Fitness and Health in Michigan, and is the current president and founder of Regional Sports Training and Medicine Center, Inc., which is seeking to have an official Olympic Training Center established in the midwest.

Born in Rochester, New York, Lemieux was raised in Montreal and is fluent in both French and English. He and his wife Mariette, along with daughter Nikki, and son Danny, plan to settle in South Florida.



**TIM ROBBIE**  
**Assistant**  
**General Manager of the**  
**Ft. Lauderdale Strikers**



Professional sports management has become a tradition in the Robbie family, and Tim is no exception. He gained his first experience working for the Miami Dolphins in various capacities from 1966 through 1972 and later switched over to soccer because of his love for the game. Tim broke in the North American Soccer League with the Miami Toros in 1976, working in group sales.

In 1978, Tim became the youngest Public Relations Director in the NASL with the Ft. Lauderdale Strikers, moving up to Assistant General Manager in 1979.

Tim is now 24 and is a 1977 graduate of Tulane University with major concentrations in both Journalism and English. He is single and calls Ft. Lauderdale his home. His background in the Striker Youth Development program has given him a strong base in community relations, a major reason for Strikers success in South Florida for the past two seasons.

He relishes the long work hours, implicit in professional sports management and has been a driving force in re-organizing and streamlining the Ft. Lauderdale front office following the 1979 season.


I won't be satisfied until we win Soccer Bowl and turn the Strikers into the South's major league sports franchise. Tim remarked recently, "I feel that American soccer is destined to be the best in the world and that the Strikers can lead the way."

**PAT PEPPER**  
Director of  
Marketing & Sales



A graduate of Loretto Heights College in Colorado, Pat came to the Strikers in the fall of 1977 from W.B. Johnson Properties where she served as district Sales Director. She has played an integral role in the Striker franchise in the past two years, drastically increasing corporate involvement.

Pepper has worked closely with sponsors, is responsible for the Striker Psychers, and has an extensive series of promotions designed for the 1980 calendar year.



**STEVE UNGER**  
Director  
of Public Relations

Steve joins the Strikers this season from the Houston Hurricane where he was Director of Sales and Community Relations. Before that he served as Director of Public Relations for the Detroit Express for two years, and helped to establish a strong community base in Michigan for that club in his tenure there.

Experienced in the soccer world as both a player, licensed coach and referee, Unger attended Kalamazoo College and Michigan State University where he was Assistant Coach before assuming the Detroit NASL post in 1977.

His duties include both media relations and overseeing the Striker's community relations program, both designed to increase NASL soccer in South Florida.

## 1980 Striker Staff



(Front Row): Donna Pacitti, Donna Giaquinto, Linda Anderson, Susan Perry, Pat Pepper. (Back Row): Tim Robbie, Steve Dangerfield, Wayne Pirmann, Bob Lemieux, Mark Zatorsky and Steve Unger.

## 1980 North American Soccer League Schedule

Day	Date	Opponents	Time*
Saturday	March 29	Washington at Tampa Bay	8:00 p.m.
		Atlanta at Dallas	8:00 p.m.
		Ft. Lauderdale at Memphis	7:30 p.m.
		Tulsa at Houston	7:30 p.m.
		California at Vancouver	8:00 p.m.
Saturday	April 5	Detroit at Seattle	7:30 p.m.
		Philadelphia at Tampa Bay	8:00 p.m.
		Toronto at Ft. Lauderdale	8:00 p.m.
		New England at Atlanta	7:30 p.m.
		Washington at Tulsa	7:00 p.m.
		Minnesota at Dallas	8:00 p.m.
		Memphis at Detroit	7:30 p.m.
		New York at Houston	7:30 p.m.
		California at Seattle	7:30 p.m.
		San Jose at Los Angeles	7:30 p.m.
		Vancouver at San Diego	7:30 p.m.
Wednesday	April 9	New York at Ft. Lauderdale	8:00 p.m.
Saturday	April 12	Chicago at Tampa Bay	8:00 p.m.
		Rochester at Ft. Lauderdale	8:00 p.m.
		Toronto at Atlanta	7:30 p.m.
		California at Tulsa	8:00 p.m.
		Houston at Dallas	8:00 p.m.
		New England at Detroit	7:30 p.m.
		San Diego at Memphis	7:30 p.m.
		Seattle at Vancouver	8:00 p.m.
		Portland at Los Angeles	7:30 p.m.
		Edmonton at San Jose	8:00 p.m.
		Minnesota at New York	2:30 p.m.
		Philadelphia at Washington	2:30 p.m.
		Saturday	April 19
Memphis at Philadelphia	2:00 p.m.		
Tulsa at Detroit	7:30 p.m.		
Atlanta at Chicago (C)	2:30 p.m.		
Edmonton at Houston	7:30 p.m.		
Minnesota at Vancouver	8:00 p.m.		
Seattle at San Jose	8:00 p.m.		
Portland at California	7:30 p.m.		
Los Angeles at San Diego	7:30 p.m.		
Rochester at Toronto	2:30 p.m.		
Sunday	April 20	Tampa Bay at New York	2:30 p.m.
		Dallas at Washington	2:30 p.m.
		Minnesota at Chicago (C)	7:30 p.m.
Wednesday	April 23	Ft. Lauderdale at California	7:30 p.m.
		Rochester at Tampa Bay	8:00 p.m.
Saturday	April 26	New York at Tulsa	8:00 p.m.
		Philadelphia at Dallas	8:00 p.m.
		Atlanta at Memphis	7:30 p.m.
		Detroit at Portland	7:30 p.m.
		Vancouver at Los Angeles	7:30 p.m.
		Seattle at California	7:30 p.m.
		Ft. Lauderdale at San Diego	7:30 p.m.
		Washington at Toronto	2:30 p.m.
		San Jose at Edmonton	2:30 p.m.
		Memphis at New England	7:30 p.m.
Monday	April 28	Chicago at Philadelphia	7:30 p.m.
		Portland at Seattle	7:30 p.m.
Wednesday	April 30	San Diego at San Jose	8:00 p.m.
		Toronto at New England	2:30 p.m.
		Houston at Ft. Lauderdale	8:00 p.m.
		Minnesota at Atlanta	7:30 p.m.
		Chicago at Vancouver	8:00 p.m.
		San Jose at Seattle	7:30 p.m.
		Tampa Bay at Portland	7:30 p.m.
		Tulsa at Los Angeles	7:30 p.m.
		Memphis at San Diego	7:30 p.m.
		Philadelphia at Rochester	3:00 p.m.
Sunday	May 4	Dallas at New York	2:30 p.m.

## 1980 NASL Schedule Continued

		California at Washington	5:00 p.m.
		Detroit at Edmonton	2:30 p.m.
Wednesday	May 7	Chicago at Atlanta	7:30 p.m.
		Tampa Bay at Edmonton	7:30 p.m.
		New England at Vancouver	8:00 p.m.
Thursday	May 8	New York at Toronto	7:30 p.m.
Saturday	May 10	Seattle at Ft. Lauderdale	8:00 p.m.
		San Diego at Dallas	8:00 p.m.
		Atlanta at Detroit	7:30 p.m.
		California at Chicago (C)	7:30 p.m.
		New England at San Jose	8:00 p.m.
Sunday	May 11	Tulsa at Toronto	2:30 p.m.
		Vancouver at Rochester	3:00 p.m.
		Memphis at New York	2:30 p.m.
		Portland at Washington	5:00 p.m.
		Tampa Bay at Philadelphia	2:00 p.m.
		Los Angeles at Minnesota	3:00 p.m.
		Houston at Edmonton	2:30 p.m.
Monday	May 12	Seattle at New England	7:30 p.m.
Tuesday	May 13	Edmonton at California	7:30 p.m.
Wednesday	May 14	Vancouver at Philadelphia	7:30 p.m.
		Portland at Minnesota	7:00 p.m.
Thursday	May 15	Los Angeles at Houston	7:30 p.m.
Friday	May 16	New York at California	8:00 p.m.
Saturday	May 17	Atlanta at Philadelphia	7:30 p.m.
		Washington at Ft. Lauderdale	8:00 p.m.
		New England at Tulsa	8:00 p.m.
		Los Angeles at Dallas	8:00 p.m.
		Detroit at Chicago (W)	2:30 p.m.
		San Diego at Seattle	7:30 p.m.
		Houston at San Jose	8:00 p.m.
Sunday	May 18	Minnesota at Rochester	3:00 p.m.
		Vancouver at Tampa Bay	2:00 p.m.
Monday	May 19	Chicago at New England	7:30 p.m.
Wednesday	May 21	Toronto at Rochester	8:00 p.m.
		Memphis at Minnesota	7:00 p.m.
		Portland at Edmonton	7:30 p.m.
		Houston at California	7:30 p.m.
Saturday	May 24	New England at Tampa Bay	8:00 p.m.
		Washington at Atlanta	7:30 p.m.
		Dallas at Tulsa	8:00 p.m.
		Toronto at Chicago (C)	7:30 p.m.
		Memphis at Houston	7:30 p.m.
		San Jose at Portland	7:30 p.m.
		Seattle at Los Angeles	7:30 p.m.
		California at San Diego	7:30 p.m.
Sunday	May 25	Ft. Lauderdale at Rochester	3:00 p.m.
		Detroit at Minnesota	1:00 p.m.
Tuesday	May 27	Edmonton at Memphis	7:30 p.m.
Wednesday	May 28	Ft. Lauderdale at Chicago (C)	7:30 p.m.
		California at Portland	7:30 p.m.
Saturday	May 31	Portland at Ft. Lauderdale	8:00 p.m.
		Tulsa at Tampa Bay	8:00 p.m.
		Memphis at Atlanta	7:30 p.m.
		Vancouver at Detroit	7:30 p.m.
		Minnesota at Houston	7:30 p.m.
		Rochester at Seattle	7:30 p.m.
		Chicago at Los Angeles	7:30 p.m.
Sunday	June 1	Dallas at Toronto	7:30 p.m.
		New York at Washington	2:00 p.m.
		New England at Philadelphia	2:00 p.m.
		San Diego at Edmonton	2:30 p.m.
		San Jose at California	2:00 p.m.
Tuesday	June 3	Chicago at Memphis	7:30 p.m.
Wednesday	June 4	New England at New York	9:00 p.m.
		Washington at Philadelphia	7:30 p.m.
		Portland at Atlanta	7:30 p.m.
		San Diego at Vancouver	8:00 p.m.
		Edmonton at Seattle	7:30 p.m.
		Rochester at San Jose	8:00 p.m.

## 1980 NASL Schedule Continued

		Minnesota at California	7:30 p.m.
Thursday	June 5	Detroit at Toronto	7:30 p.m.
		Ft. Lauderdale at Tulsa	8:00 p.m.
		Tampa Bay at Houston	7:30 p.m.
Friday	June 6	Los Angeles at Edmonton	7:30 p.m.
Saturday	June 7	Houston at New England	2:30 p.m.
		Toronto at Dallas	8:00 p.m.
		Washington at Chicago (W)	2:30 p.m.
		Vancouver at San Jose	8:00 p.m.
		Rochester at Portland	7:30 p.m.
Sunday	June 8	Atlanta at New York	2:30 p.m.
		Tampa Bay at Ft. Lauderdale	2:00 p.m.
		Seattle at San Diego	2:00 p.m.
		Detroit at Tulsa	8:00 p.m.
Tuesday	June 10	Tampa Bay at Memphis	7:30 p.m.
		Philadelphia at Edmonton	7:30 p.m.
Wednesday	June 11	New York at Rochester	8:00 p.m.
		Seattle at Minnesota	8:00 p.m.
		San Jose at Detroit	7:30 p.m.
		Portland at San Diego	7:30 p.m.
Thursday	June 12	Vancouver at Toronto	7:30 p.m.
		Los Angeles at Tulsa	8:00 p.m.
Saturday	June 14	New York at Tampa Bay	8:00 p.m.
		Toronto at Minnesota	8:00 p.m.
		Detroit at Atlanta	7:30 p.m.
		New England at Chicago (C)	7:30 p.m.
		Memphis at Vancouver	8:00 p.m.
		Seattle at Portland	7:30 p.m.
		California at Los Angeles	7:30 p.m.
		Philadelphia at San Jose	8:00 p.m.
Sunday	June 15	Ft. Lauderdale at Washington	2:30 p.m.
		Dallas at Houston	3:00 p.m.
		Tulsa at Edmonton	2:30 p.m.
Monday	June 16	New York at New England	7:30 p.m.
Tuesday	June 17	Washington at Rochester	8:00 p.m.
		Tampa Bay at Minnesota	8:00 p.m.
		Toronto at Memphis	7:30 p.m.
Wednesday	June 18	Los Angeles at Philadelphia	7:30 p.m.
		San Jose at Ft. Lauderdale	8:00 p.m.
		Dallas at Detroit	7:30 p.m.
		Edmonton at Vancouver	8:00 p.m.
		San Diego at California	7:30 p.m.
		Houston at Seattle	7:30 p.m.
Friday	June 20	Tampa Bay at Rochester	8:00 p.m.
Saturday	June 21	Minnesota at New England	2:30 p.m.
		Detroit at Memphis	7:30 p.m.
		Dallas at Seattle	7:30 p.m.
		Atlanta at Portland	7:30 p.m.
Sunday	June 22	Los Angeles at Toronto	3:30 p.m.
		Ft. Lauderdale at New York	2:30 p.m.
		San Jose at Washington	2:30 p.m.
		San Diego at Philadelphia	2:00 p.m.
		Houston at Tulsa	8:00 p.m.
		Vancouver at Edmonton	2:30 p.m.
		Chicago at California	2:00 p.m.
Monday	June 23	Rochester at New England	7:30 p.m.
Wednesday	June 25	Vancouver at Washington	8:00 p.m.
		San Diego at Tampa Bay	8:00 p.m.
		Edmonton at Ft. Lauderdale	8:00 p.m.
		Tulsa at Atlanta	7:30 p.m.
		Philadelphia at Detroit	7:30 p.m.
		Memphis at Chicago (C)	7:30 p.m.
		Minnesota at Seattle	7:30 p.m.
		Dallas at Portland	7:30 p.m.
		New York at Los Angeles	7:30 p.m.
Thursday	June 26	San Jose at Toronto	7:00 p.m.
		California at Houston	7:30 p.m.
Saturday	June 28	Philadelphia at New England	2:30 p.m.
		Chicago at Minnesota	8:00 p.m.
		Tampa Bay at Dallas	8:00 p.m.

## 1980 NASL Schedule Continued

		San Diego at Detroit	7:30 p.m.
		Edmonton at Los Angeles	7:30 p.m.
Sunday	June 29	Tulsa at Rochester	8:00 p.m.
		Houston at Washington	2:30 p.m.
		Seattle at Atlanta	7:30 p.m.
		New York at Vancouver	12:30 p.m.
		California at San Jose	6:00 p.m.
Tuesday	July 1	New England at Houston	7:30 p.m.
		Memphis at California	7:30 p.m.
Wednesday	July 2	Toronto at New York	9:00 p.m.
		Ft. Lauderdale at Philadelphia (F)	8:00 p.m.
		Edmonton at Minnesota	8:00 p.m.
		Seattle at Tulsa	8:00 p.m.
		Atlanta at Vancouver	8:00 p.m.
		Washington at Portland	7:30 p.m.
		Dallas at San Jose	8:00 p.m.
		Chicago at San Diego	7:30 p.m.
Friday	July 4	California at Tampa Bay	7:00 p.m.
		Memphis at Ft. Lauderdale	8:00 p.m.
		Rochester at Dallas	8:00 p.m.
		Houston at Detroit	7:30 p.m.
		Washington at Los Angeles	7:30 p.m.
		Tulsa at San Diego	7:30 p.m.
Saturday	July 5	San Jose at New England	2:30 p.m.
Sunday	July 6	Philadelphia at Toronto	7:30 p.m.
		Portland at New York	7:30 p.m.
		Tampa Bay at Chicago (W)	2:30 p.m.
		Detroit at Houston	3:00 p.m.
		Rochester at Vancouver	8:00 p.m.
		Los Angeles at Seattle	7:30 p.m.
		Atlanta at Edmonton	2:30 p.m.
Wednesday	July 9	Portland at Rochester	8:00 p.m.
		Philadelphia at New York	9:00 p.m.
		San Jose at Tampa Bay	8:00 p.m.
		Detroit at Ft. Lauderdale	8:00 p.m.
		Tulsa at Minnesota	8:00 p.m.
		Vancouver at Atlanta	7:30 p.m.
		Chicago at Dallas	8:00 p.m.
		Los Angeles at California	7:30 p.m.
		Washington at San Diego	7:30 p.m.
Thursday	July 10	Toronto at Edmonton	7:30 p.m.
Friday	July 11	Philadelphia at Houston	7:30 p.m.
Saturday	July 12	Los Angeles at Tampa Bay	8:00 p.m.
		Washington at New England	2:30 p.m.
		San Jose at Atlanta	7:30 p.m.
		New York at Detroit	7:30 p.m.
		Dallas at Memphis	7:30 p.m.
		Toronto at Seattle	7:30 p.m.
		San Diego at Portland	7:30 p.m.
Sunday	July 13	Chicago at Rochester	8:00 p.m.
		Minnesota at Tulsa	8:00 p.m.
		Ft. Lauderdale at Edmonton	2:30 p.m.
Tuesday	July 15	Tulsa at Memphis	7:30 p.m.
Wednesday	July 16	New England at Rochester	8:00 p.m.
		Seattle at Washington	8:00 p.m.
		New York at Philadelphia	8:00 p.m.
		Houston at Minnesota	8:00 p.m.
		Portland at Dallas	8:00 p.m.
		Edmonton at Chicago (C)	7:30 p.m.
		Los Angeles at Vancouver	8:00 p.m.
		Tampa Bay at San Jose	8:00 p.m.
		Atlanta at San Diego	7:30 p.m.
Thursday	July 17	California at Toronto	7:30 p.m.
Saturday	July 19	Edmonton at New England	2:30 p.m.
		California at Philadelphia	8:00 p.m.
		Dallas at Minnesota	8:00 p.m.
		Rochester at Detroit	7:30 p.m.
		Tulsa at Chicago (C)	7:30 p.m.
		Washington at Memphis	7:30 p.m.
		San Jose at Vancouver	8:00 p.m.

## 1980 NASL Schedule Continued

		Houston at Portland	7:30 p.m.
		Atlanta at Los Angeles	7:30 p.m.
		Tampa Bay at San Diego	7:30 p.m.
Sunday	July 20	Ft. Lauderdale at Toronto	7:30 p.m.
		Seattle at New York	7:30 p.m.
Wednesday	July 23	San Diego at New York	9:00 p.m.
		Tampa Bay at Washington	8:00 p.m.
		Edmonton at Philadelphia	8:00 p.m.
		New England at Ft. Lauderdale	8:00 p.m.
		Memphis at Dallas	8:00 p.m.
		Chicago at Detroit	7:30 p.m.
		Minnesota at Los Angeles	7:30 p.m.
Thursday	July 24	Seattle at Toronto	7:30 p.m.
		Atlanta at Tulsa	8:00 p.m.
Friday	July 25	Rochester at Houston	7:30 p.m.
Saturday	July 26	San Diego at New England	2:30 p.m.
		Detroit at Dallas	8:00 p.m.
		Philadelphia at Seattle	7:30 p.m.
		Vancouver at Portland	7:30 p.m.
		Toronto at Los Angeles	7:30 p.m.
		Minnesota at San Jose	8:00 p.m.
Sunday	July 27	Rochester at Washington	2:30 p.m.
		Houston at Atlanta	7:30 p.m.
		Memphis at Tulsa	8:00 p.m.
		Chicago at Edmonton	2:30 p.m.
Tuesday	July 29	Toronto at Portland	7:30 p.m.
Wednesday	July 30	San Diego at Rochester	8:00 p.m.
		Tulsa at Washington	8:00 p.m.
		Ft. Lauderdale at Atlanta	7:30 p.m.
		Minnesota at Detroit	7:30 p.m.
		Dallas at Vancouver	8:00 p.m.
		Memphis at San Jose	8:00 p.m.
		Philadelphia at California	7:30 p.m.
Saturday	August 2	Toronto at Washington	8:00 p.m.
		Ft. Lauderdale at Tampa Bay	8:00 p.m.
		Portland at New England	2:30 p.m.
		Rochester at Minnesota	8:00 p.m.
		Chicago at Tulsa	8:00 p.m.
		Philadelphia at Memphis	7:30 p.m.
		Atlanta at Houston	7:30 p.m.
		Vancouver at Seattle	7:30 p.m.
		Detroit at San Jose	8:00 p.m.
		Dallas at California	7:30 p.m.
		Edmonton at San Diego	7:30 p.m.
Sunday	August 3	Los Angeles at New York	7:30 p.m.
Tuesday	August 5	Portland at Memphis	7:30 p.m.
Wednesday	August 6	Los Angeles at Rochester	8:00 p.m.
		Edmonton at New York	9:00 p.m.
		California at Ft. Lauderdale	8:00 p.m.
		Washington at Minnesota	8:00 p.m.
		Vancouver at Dallas	8:00 p.m.
		Houston at Chicago (C)	7:30 p.m.
		Tulsa at Seattle	7:30 p.m.
		Detroit at San Diego	7:30 p.m.
Thursday	August 7	New England at Toronto	7:30 p.m.
Saturday	August 9	Toronto at Philadelphia	8:00 p.m.
		Houston at Tampa Bay	8:00 p.m.
		Dallas at Ft. Lauderdale	8:00 p.m.
		California at Detroit	7:30 p.m.
		San Jose at Chicago (C)	7:30 p.m.
		Washington at Vancouver	8:00 p.m.
		New York at Seattle	7:30 p.m.
		Tulsa at Portland	7:30 p.m.
		Memphis at Los Angeles	7:30 p.m.
		New England at San Diego	7:30 p.m.
Sunday	August 10	Edmonton at Rochester	8:00 p.m.
		Atlanta at Minnesota	8:00 p.m.
Tuesday	August 12	San Jose at Memphis	7:30 p.m.
		Chicago at Houston	7:30 p.m.



## 1980 NASL Schedule Continued

Wednesday	August 13	Rochester at Philadelphia	8:00 p.m.
		Detroit at Tampa Bay	8:00 p.m.
		New York at Atlanta	7:30 p.m.
		Tulsa at Dallas	8:00 p.m.
		Edmonton at Portland	7:30 p.m.
		San Diego at Los Angeles	7:30 p.m.
		New England at California	7:30 p.m.
Friday	August 15	San Diego at Houston	7:30 p.m.
Saturday	August 16	Detroit at Philadelphia	8:00 p.m.
		Seattle at Chicago (W)	2:30 p.m.
		Minnesota at Memphis	7:30 p.m.
		Ft. Lauderdale at Los Angeles	7:30 p.m.
		Portland at San Jose	8:00 p.m.
Sunday	August 17	Tampa Bay at Toronto	2:30 p.m.
		Washington at New York	7:30 p.m.
		Dallas at Atlanta	7:30 p.m.
		Rochester at Tulsa	8:00 p.m.
		Vancouver at California	7:30 p.m.
Monday	August 18	Philadelphia at Minnesota	8:00 p.m.
Wednesday	August 20	New England at Washington	8:00 p.m.
		Toronto at Tampa Bay	8:00 p.m.
		New York at Dallas	8:00 p.m.
		Los Angeles at Portland	7:30 p.m.
		San Jose at San Diego	7:30 p.m.
Thursday	August 21	Vancouver at Tulsa	8:00 p.m.
Friday	August 22	Atlanta at Rochester	8:00 p.m.
		Philadelphia at Ft. Lauderdale	8:00 p.m.
		Seattle at Edmonton	7:30 p.m.
Saturday	August 23	Tampa Bay at New England	2:30 p.m.
		Dallas at Chicago (W)	2:30 p.m.
		Houston at Memphis	7:30 p.m.
		Los Angeles at San Jose	8:00 p.m.
		Portland at Vancouver	8:00 p.m.
Sunday	August 24	Atlanta at Toronto	2:30 p.m.
		Rochester at New York	7:30 p.m.
		Minnesota at Washington	2:30 p.m.
		Ft. Lauderdale at Detroit	7:30 p.m.
		California at Edmonton	2:30 p.m.

\*All Times Local

(F)—Franklin Field

(W)—Wrigley Field

(C) — Comiskey Park

## 1980 Playoff Dates

August 26-28	1st Round, 1st Game
August 29-September 1	1st Round, 2nd Game
September 2-4	Conference Semi-Finals, 1st Game
September 5-8	Conference Semi-Finals, 2nd Game
September 9-11	Conference Championships, 1st Game
September 12-15	Conference Championships, 2nd Game
September 21	Soccer Bowl-80, RFK Stadium, Washington, D.C.



**COR VAN DER HART**  
Head Coach

When Striker President Elizabeth Robbie embarked on a quest to find the man to bring a Soccer Bowl crown to South Florida, she couldn't have discovered a man with a better international track record than Cor van der Hart, who has accumulated 11 championships in his illustrious playing and coaching career.

Rinus Michels (now coach of the Los Angeles Aztecs) and van der Hart led the Dutch National team to the World Cup finals in 1974 and helped to create the "Clockwork Orange" style of total soccer which stands as an international model for the modern game.

In his playing days, van der Hart appeared in 50 internationals and was captain on 30 occasions. He played on eight championship teams in Holland and France and turned to coaching in 1966.

At F.C. Le Hague, he took a last place team and led them to a Dutch championship after only two years. Later he repeated this feat with AZ 67, taking them from the 2nd Division to a 1st Division crown in his second season at the helm, and brought them a second championship in 1977.

Cor van der Hart, 52, is fluent in four languages: Dutch, German, French and English and moves with ease in soccer circles around the globe. Even with his international "connections" he is deeply committed to developing native talent and feels strongly that American players should be the backbone of the NASL, not just token performers.

"Cor van der Hart is a disciplinarian, a super tactician and a motivator of men," commented Elizabeth Robbie.



**RUDY ARKENBOUT**  
Assistant Coach

Rudy has more international connections in the soccer world than Carter has peanuts. Already

responsible for bringing international talent like Bonvallet and Marinho to the Strikers, Arkenbout's knowledge of both soccer and "soccer people" makes him the ideal assistant to Cor van der Hart.

His pro playing career began at age 17 in the Netherlands and spanned another 17 years. With F.C. The Hague, Hollandsport, and Malaga.


For the past two years, Arkenbout has worked for the Cosmos organization, bringing in such players as John Neeskens and Wim Rijsbergen to bolster the New York team.

He will assist Van der Hart in every phase of coaching and player evaluation this season, his first year at full-time coaching in a long and already illustrious soccer career.



**JEFFREY DOOLEY A.T.C.**  
**Head Trainer**

Jeff is going into his second season as Head Trainer for the Strikers, and at 24 has one of the best young sports medicine minds in the NASL. He holds a B.A. in Physical Education/Athletics from Cal State-Sacramento and an M.S. in Sports Medicine from the University of Arizona. Dooley served as trainer at Coral Gables High School for two years before joining the Strikers last year and is a member of the Red Cross Board in the north area of Broward County.



**EDDIE RODGER**  
**Assistant Trainer &  
Equipment Manager**

Born and raised in New England, Eddie received a B.S. in Athletic Training from Northeastern University and had professional experience with the New England Patriots of the NFL and New England Tea Men of the NASL before joining Ft. Lauderdale over the winter. At 22 he is single and a valuable member of the 1980 Striker staff.

# 2

## Arsene Auguste



**Height:** 6-3 **Weight:** 185  
 Defender  
**Birth:** February 3, 1952  
**Citizen:** Haiti


A veteran of five NASL seasons with the Tampa Bay Rowdies, Auguste came to Ft. Lauderdale in a spring deal this year. He scored the winning goal in Soccer Bowl '75 for the Rowdies and gained 2nd-Team All-NASL honors in both 1977 and '78. Captain of the Haitian National Team, he has made more than 70 international appearances, including the 1974 World Cup. He totally stopped the Strikers' Gerd Mueller in the latter's debut last season which the Rowdies won 2-1, and the Strikers snapped him up after a strong trial performance in March.

### NASL STATS:

Year	Club	Games	Goals	Assists	Points
1975	Tampa Bay	6	0	0	0
1976	Tampa Bay	17	0	0	0
1977	Tampa Bay	14	2	0	4
1978	Tampa Bay	24	1	0	2
1979	Tampa Bay	13	0	0	0
Playoffs (combined):		7	2	1	5

# 26

## Nico Bodonczy



**Height:** 6-0 **Weight:** 160  
 Forward  
**Birth:** February 26, 1955  
**Citizen:** United States

Armed with an endurance record of six years with the Striker franchise (including three years in Miami), this could be the season that lovable Nico breaks into the starting team. Bodonczy was born in Chile and grew up in Peru but became an American citizen last summer. He has speed, good ball control, and dribbling ability and is finally acquiring the discipline needed to succeed in the professional ranks.

### NASL STATS:

Year	Club	Games	Goals	Assists	Points
1974	Miami	0	0	0	0
1975	Miami	8	2	2	6
1976	Miami	19	4	2	10
1977	Ft. Laud.	2	0	1	1
1978	Ft. Laud.	2	1	1	3
1979	Ft. Laud.	8	1	1	3
Playoffs (1979)		2	0	0	0


# 14

## Eduardo Bonvallet

**Height:** 5-11   **Weight:** Chile  
Defender/Midfielder

**Birth:** January 13, 1955

**Citizen:** Chile



At the peak of his career, Bonvallet is bringing his world class talents to the Strikers after six stunning seasons in Chile. He has 25 International appearances with Chile to his credit and helped lead his country to the finals of the South American championship last year. He has averaged 15 goals per season, despite being often utilized as a defensive back. Ft. Lauderdale will utilize Bonvallet as both a linkman to the forward and defensive stopped in the midfield. His high level of skills will make him a sure-fire attraction across the NASL.

---

# 3

## Jeff Cacciatore

**Height:** 5-2   **Weight:** 125  
Forward

**Birth:** September 5, 1958

**Citizen:** United States



"The Chickenman" is the smallest player in the NASL but his skills and courage saw him through the indoor campaign and Jeff has impressed the coaching staff in pre-season training with his strength in shooting and team play. Cacciatore helped lead S.I.U.-Edwardsville to an NCAA crown this fall before being drafted in the 1st round by the Strikers. His two older brothers have played professionally, but Jeff is the first to make the NASL grade

# 12

## Bob Corish

**Height:** 5-10 **Weight:** 158

Defender

**Birth:** September 13, 1958

**Citizen:** England



Corish played in nearly half the Striker games in 1979 and turned in his finest performance in a Ft. Lauderdale uniform in Tampa Bay last June 23 in a 2-1 OT Strikers victory. Born in Liverpool, Bobby formerly played for 1st Division Derby County. He is capable of playing at either midfield or defense and his youth will be an asset on a van der Hart team. Corish played in seven indoor games and was recently married over the winter.

### NASL STATS:

Year	Club:	Games	Goals	Assists	Points
1979	Ft. Laud.	14	0	0	0

# 20

## Teofilo Cubillas

**Height:** 5-9 **Weight:** 158

Midfielder

**Birth:** March 8, 1949

**Citizen:** Peru



"Nene" came to the Strikers from Peru where he is the 5th leading scorer in World Cup History. He was second leading scorer in the 1970 and '78 World Cups and was runnerup to Pele as MVP in 1970. For Ft. Lauderdale in 1979, Cubillas scored 16 goals and added 18 assists and was his team's 2nd leading scorer (behind Gerd Mueller) from his midfield spot. Selected to the NASL All-Star 2nd Team, Teofilo had three key game winning goals and set a new club record with his 18 assists. He is charismatic and a favorite with Lockhart Stadium fans. In his brilliant career in Portugal, Switzerland, Peru and American, Cubillas has never been ejected from a game. Coach van der Hart will build his Striker team around Cubillas, "the King of Midfield".

### NASL STATS:

Year	Club	Games	Goals	Assists	Points
1979	Ft. Laud.	30	16	18	50
Playoffs (1979):		2	2	2	2

# 7

## Ken Fogarty

**Height:** 8-5 **Weight:** 157

Defender

**Birth:** January 25, 1955

**Citizen:** England



The Strikers best defender in '79, Fogarty was solely missed after breaking his leg in the eleventh game of the season against Edmonton. He still recovered soon enough to play against Chicago in the playoffs. Ken (along with Terry Park) were obtained from Stockport County, where both played on loan this past winter. Fogarty is expected to be the mainstay of the Striker defense and is known as a tight marking player and strong tackler. He first played in America with the now defunct Los Angeles Skyhawks of the ASL in 1976 and now views the United States as his soccer home.

### NASL STATS:

Year	Club	Games	Goals	Assists	Points
1979	Ft. Laud.	10	0	0	0
Playoffs:		1	0	0	0

# 8

## Colin Fowles

**Height:** 5-10 **Weight:** 170

Defender

**Birth:** August 6, 1953

**Citizen:** United States



After two years as a Striker starter, Fowles missed most of the 1979 season with a variety of injuries and hopes to bounce back this season. A member of the U.S. National Team, Fowles was born in Jamaica and live in England for 10 years before coming to America at age 17. Colin can be used at either midfield or outside back, and came to Ft. Lauderdale after a year in action with the Tampa Bay Rowdies in 1976. His nickname is "the Panther" and Fowles has earned that title with his ability to attack from the back.

### NASL STATS:

Year	Club	Games	Goals	Assists	Points
1977	Ft. Laud.	24	5	4	14
1978	Ft. Laud.	27	1	2	4
1979	Ft. Laud.	7	0	0	0
Playoffs (combined)		6	0	0	0

# 17


## Tibor Gemeri

**Height:** 5-8 **Weight:** 160

Midfielder

**Birth:** April 29, 1951

**Citizen:** Canada



A native of Yugoslavia who became a Canadian citizen in 1978, Gemeri saw action as a defender after injuries hit the Strikers in 1979. Tibor had professional experience in both Yugoslavia and Canada before catching on with the Strikers in '78. He has steadily improved over the last two seasons and has 23 NASL outdoor and five indoor appearances to his credit. Tibor enjoys fine cars, clothes, and classical music.

### NASL STATS:

Year	Club	Games	Goals	Assists	Points
1978	Ft. Laud.	10	0	0	0
1979	Ft. Laud.	13	0	2	2

# 4

## Ray Hudson

**Height:** 5-10 **Weight:** 157

Midfielder

**Birth:** March 24, 1955

**Citizen:** England



Ray finished as the 4th leading Striker scorer in 1979 with 25 total points, despite missing a half dozen games with a broken nose suffered at San Jose in July. He scored the game winner shootout goal against Vancouver in June. Hudson is known for his pinpoint passing and came to the Strikers from Newcastle United in 1977. "Rocky" was a 2nd-Team All-Star in 1978, and has non-stop enthusiasm. Hudson played in only the final three indoor games and still crossed the wire with five goals and three assists. His style of midfield play fits into the van der Hart mold.

### NASL STATS:

Year	Club	Games	Goals	Assists	Points
1977	Ft. Laud.	26	4	3	11
1978	Ft. Laud.	29	7	8	22
1979	Ft. Laud.	23	6	13	25
Playoffs (combined)		9	0	4	4



# 10

## David Irving

**Height:** 5-9 **Weight:** 175  
 Forward  
**Birth:** September 10, 1951  
**Citizen:** England



An original Striker, Irving led the club in scoring in 1978 when he scored 16 goals, and last year generated nine assists, the most in his NASL career. A target man style striker, David is strong in the air and can work hard for 90 minutes. He had game-winning two-goal performances against both Memphis and San Jose last year and had five goals and three assists in indoor play in only six games. Irving played for a variety of English league clubs including Everton before being purchased by Ft. Lauderdale in 1977.

### NASL STATS:

Year	Club	Games	Goals	Assists	Points
1977	Ft. Laud.	14	3	1	7
1978	Ft. Laud.	27	16	5	37
1979	Ft. Laud.	24	8	9	25
Playoffs (combined)		9	6	0	12

# 6

## Francisco Marinho

**Height:** 5-9 **Weight:** 160  
 Midfielder  
**Birth:** February 8, 1952  
**Citizen:** Brazil



An international star for Brazil, with 48 caps, Marinho was named to the 1974 World Cup All-Tournament Team. He was purchased by Cosmos from Fluminense late in 1977 and last year scored 10 goals in regular season and playoff action for New York although primarily utilized in the Cosmos defense. Three of those goals came against the Strikers in a hat-trick performance leading New York to a 3-2 win on April 22 in front of 72,342 fans. When he became available, Ft. Lauderdale purchased Marinho in early March. A class player wherever he plays, whether it be defense, midfield or the forward line, Marinho's addition is a boost to the Striker championship hopes.

### NASL STATS:

Year	Club	Games	Goals	Assists	Points
1979	Cosmos	24	8	8	24
Playoffs (1979):		6	1	2	4

# 1

## Arnie Mausser

**Height:** 6-2 **Weight:** 185  
 Goalkeeper  
**Birth:** February 28, 1954  
**Citizen:** United States



Strong American keeper, who has been a member of the U.S. National team for the last five years, Mausser was purchased from Atlanta after the 1978 season. He played in all but one game for Ft. Lauderdale in 1979 and recorded 187 saves, third most in league play. This will be Arnie's second season for the Strikers after one year stops with four other clubs. In 1976, he was named NASL North American Player of the Year and gained 1st Team All-Star recognition. Mausser is a graduate of Queens College in New York although he never played collegiate soccer.

Year	Club	Min.	Saves	Goals Against	Shut-outs	Avg.
1975	Hartford	2011	223	50	2	2.24
1976	Tampa Bay	2162	201	28	6	1.17
1977	Vancouver	2386	149	44	8	1.66
1978	Colorado	2585	198	61	3	2.12
1979	Ft. Laud.	2637	187	58	3	1.98
Playoffs (combined):		5 games	30	8	0	1.60

# 15

## Gerd Mueller

**Height:** 5-10 **Weight:** 170  
 Forward  
**Birth:** November 3, 1945  
**Citizen:** West Germany



"Der Bomber" burst upon the American scene in 1979, with a banner year, breaking Striker scoring records for total points in a season (55). That wasn't too surprising considering that Mueller was a seven-time scoring champ in the German 1st Division and scored the winning goal for W. Germany in their 2-1 World Cup triumph over Holland in 1974. All told, Gerd made 62 appearances for W. Germany in International matches and is one of the most prolific scorers in the history of the game. Last year he made 2nd-Team All-NASL, lead the Strikers in game-winning goals with four, and scored four goals in a single game against the California Surf. More is expected in 1980.

### NASL STATS:

Year	Club	Games	Goals	Assists	Points
1979	Ft. Laud.	25	19	17	55
Playoffs (1979):		2	0	0	0

# 16

## Mike Ortiz-Velez

**Height:** 5-8 **Weight:** 150

Midfielder

**Birth:** May 13, 1957

**Citizen:** United States



The NASL indoor season was a chance for Mike to show his stuff, and he ended up as the leading Striker scorer with nine goals and four assists in just eight games. A former All-American at Erskine, Ortiz-Velez was drafted by Ft. Lauderdale before the 1978 season after being named MVP in that year's Senior Bowl. Mike is a hard-working versatile player who should see more outdoor playing time in 1980 than he has in his first two seasons.

### NASL STATS:

Year	Club	Games	Goals	Assists	Points
1978	Ft. Laud.	1	0	0	0
1979	Ft. Laud.	1	0	0	0

# 3

## Jon Pot

**Height:** 5-1 **Weight:** 160

Defender

**Birth:** May 19, 1958

**Citizen:** Holland



A Dutch Olympic Team defender, Pot has turned down offers to play professional before, but the lure of coming to American and playing under Cor van der Hart was too great to pass up. His previous team in the Netherlands is DWS, a top semi-professional side. Pot's physical style of defense should be to van der Hart's liking, and his attacking skills are strong for a defensive player. Jon is at home at either sweeper or outside back and he should be an important member of the Striker defense.

# 18


## Greg Preston

**Height:** 6-1 **Weight:** 170

Defender

**Birth:** November 15, 1957

**Citizen:** United States



Signed during the 1979 season, Greg played in 11 indoor games with the Strikers and has steadily improved. A South Florida product and native of Hialeah, Preston starred at Hialeah H.S., Miami-Dade C.C.-North, and Florida International University. He hopes to make his NASL outdoor debut in 1980 and has been extremely active in the community since joining the Strikers.

# 19


## Steve Ralbovsky

**Height:** 5-9 **Weight:** 160

Midfielder

**Birth:** January 9, 1953

**Citizen:** United States



"Robo" was obtained from the Tulsa Roughnecks in 1979 and played in eleven games for the Strikers, primarily on the back line. Steve has also played forward and midfield in his three years in the NASL with Chicago, Colorado, Tulsa and the Strikers. Back in 1975, he was awarded the Hermann Trophy as the nation's outstanding collegiate player while at Brown University. Ralbovsky was born in Yugoslavia but is now an American citizen. His hairline is thinning but not his aggressiveness.

### NASL STATS:

Year	Club	Games	Goals	Assists	Points
1977	Chicago	10	0	1	1
1978	Colorado	23	0	4	4
1979	Tulsa/FTL	12	0	1	1

# 23


## Greg Robertson

**Height:** 6-0 **Weight:** 160

Forward

**Birth:** June 30, 1958

**Citizen:** United States



A native of Flint, Michigan, Robertson was drafted by the Strikers this year after an outstanding collegiate career at Spring Arbor College. In seven indoor games, he knocked in four goals and added an equal number of assists, to attract some attention in the pro soccer world. He is strong on head balls and has good speed which Greg hopes will insure him a chance at outdoor playing time.

# 9

## Greg Villa

**Height:** 6-1 **Weight:** 195

Forward

**Birth:** December 15, 1956

**Citizen:** United States



A member of the U.S. Olympic and National team, Greg was obtained in a trade with the Tulsa Roughnecks last December. Greg is capable of playing at striker or either wing and has good strength and speed. He was drafted out of S.I.U. by the Minnesota Kicks in 1977 where he played 2½ years. Villa could be the answer to the Strikers' needs on the wing and should be a valuable addition to the 1980 team.

### NASL STATS:

Year	Club	Games	Goals	Assists	Points
1977	Minnesota	8	0	0	0
1978	Minnesota	13	1	0	2
1979	Minn./Tulsa	10	3	1	7
Playoffs (combined)		6	0	0	0

# 21

## Rick Wiegand

**Height:** 5-8    **Weight:** 155  
Defender  
**Birth:** August 29, 1959  
**Citizen:** United States




A Striker 1st round draft choice for 1980 and a native of Warren, Michigan was a four-time All-American (twice NJCAA, twice NAIA). Converted into a forward for indoor play, Rick responded with seven goals (two 3-goal hattricks) in only four games. He figures strongly in Coach van der Hart's future plans and has already won raves for his hustle and physical play. Wiegand played collegiate soccer at Macomb Community and Sagamon State and looks for professional success with the Strikers.

# 25

## Roy Wiggemansen

**Height:** 6-2    **Weight:** 180  
Defender  
**Birth:** December 2, 1959  
**Citizen:** South Africa



Although only 20-years-old, Wiggemansen is already showing maturity of a far more seasoned player. He began his professional playing career with the Arcadia Shepherds in South Africa before going to F.C. Twente '65 in Holland. Roy joined the Strikers in 1979 and made 11 NASL appearances. He became indoor captain and was the only Striker to play in all 12 indoor contests. Wiggemansen has been primarily utilized as a "stopper" but he can play any back line position.


### NASL STATS:

Year	Club	Games	Goals	Assists	Points
1979	Ft. Laud.	11	0	0	0
	Playoffs (1979)	2	0	0	0

# 00

## Steve Zerhusen

**Height:** 6-1    **Weight:** 180  
 Goalkeeper  
**Birth:** August 20, 1957  
**Citizen:** United States



Steve was the Strikers first round draft choice in 1979, and made one NASL appearance last season. He played in eight indoor games this winter, posting a 6.00 GA average in 400 minutes of play. An Honorable Mention All-American while at the University of Maryland, Zerhusen posted 22 shutouts in collegiate play. One year with the Strikers has given Steve the experience necessary to challenge for the goalkeeper starting position. Nicknamed "Zera" by teammates, Steve enjoys basketball and racquetball.

NASL STATS:		Min.	Goals	Shut-	
Year	Club	Played	Saves Against	outs	Avg.
1979	Ft. Laud.	18	5	2	0 10.00

# 13

## Jim Tietjens

**Height:** 5-11    **Weight:** 175  
 Goalkeeper  
**Birth:** February 25, 1960  
**Citizen:** United States



A first round draft pick by the Los Angeles Aztecs, Tietjens was selected by the Strikers in the March re-entry draft. He made 35 appearances for St. Louis University over the last two seasons and was a member of the U.S. National Youth Team. He has signed an amateur contract with Ft. Lauderdale to protect his Olympic team eligibility and figures strongly in Coach Cor van der Hart's future plans.

1979

**FORT LAUDER  
FINAL REGULAR S  
30-Game Totals**

No.	Player	GP	GS	MIN.
15	Gerd Mueller	25	25	2269
20	Teofilo Cubillas	30	30	2727
11	Clive Walker	22	22	1824
4	Ray Hudson	23	22	1943
10	David Irving	24	22	1979
7	Terry Park	27	25	2134
2	Maurice Whittle	30	30	2745
3	George Best	19	11	1191
6	Tony Whelan	29	29	2645
13	Gary Jones	6	6	435
26	Nico Bodonczy	8	1	212
17	Tibor Gemeri	13	10	778
14	Gary Stanley	20	18	1695
21	Steve Ralbovsky	11	10	876
19	Al Njie	6	0	89
12	Bob Corish	14	11	1052
8	Ken Fogarty	10	10	883
22	Colin Fowles	7	5	546
25	Guy Newman	5	2	238
5	Roy Wiggemansen	11	3	377
16	Mike Ortiz-Velez	1	1	90

No.	Goalkeepers	GP	GS	MIN.
1	Arnie Mausser	29	29	2637
00	Steve Zerhusen	1	0	18

**TEAM**

Team	Games	MIN	SH	SV
Strikers	30	2745	562	197
Opponents	30	2745	634	201



# DALE STRIKERS EASON STATISTICS (W-17, L-13)

SH	FL	C/E	PK	SO	GL	AS	TP
98	14	0	0/1	1/1	19	17	55
72	28	0	0	0/1	16	18	50
57	20	1/0	0	0	9	7	25
53	34	5/0	0	0	8	9	25
58	26	2/0	0	0	8	9	25
55	12	2/1	0	0	5	7	17
52	47	2/0	5/5	1/1	6	5	17
54	9	3/0	0	0	2	7	11
13	27	1/0	0	0/1	1	3	5
7	22	0	0	0	1	2	4
11	1	0	0	1/1	1	1	3
6	25	0	0	0	0	2	2
14	35	1/0	0	0	0	2	2
2	10	0	0	0	0	1	1
0	0	0	0	0	0	1	1
1	15	0	0	0	0	0	0
2	17	0	0	0	0	0	0
5	15	1/0	0	0	0	0	0
1	1	0	0	0	0	0	0
1	5	0	0	0	0	0	0
1	2	0	0	0	0	0	0
SH	SV	GLS	PK	SO	SH	GAA	
611	193	58	3/3	3/6	3	1.97	
5	1	2	0	0	0	10.00	

## STATISTICS

GLS	ASTS	PK	SO	FL	CK	OS	PTS
75*	96	5/6	4/6	379	176	98	246
64	84	3/3	3/6	457	184	76	212

# FORT LAUDERDALE STR

No.	Player	Pos.	Age	Ht.
00	Steve Zerhusen	G	21	6-1
1	Arnie Mausser	G	25	6-2
2	Arsene Auguste	D	29	6-3
3	Jon Pot	D	21	5-11
4	Ray Hudson	M	24	5-10
6	Francisco Marinho	M	28	5-9
7	Ken Fogarty	D	25	5-8
8	Colin Fowles	D	26	5-10
9	Greg Villa	F	23	6-1
10	David Irving	F	28	5-9
11	Jeff Cacciatore	F	21	5-2
12	Bob Corish	D	21	5-10
13	Jim Tietjens	G	20	5-11
14	Eduardo Bonvallet	D	25	5-11
15	Gerd Mueller	F	34	5-10
16	Mike Ortiz-Velez	M	22	5-8
17	Tibor Gemeri	D	28	5-8
18	Greg Preston	D	22	6-1
19	Steve Ralbovsky	M	26	5-9
20	Teofilo Cubillas	M	30	5-9
21	Rick Wiegand	D	23	5-8
23	Greg Robertson	F	21	6-0
25	Roy Wiggemansen	D	20	6-2
26	Nico Bodonczy	F	24	6-0

HEAD COACH

ASSISTANT COACH

TRAINER:

ASST. TRAINER & I

# STRIKERS NUMERICAL ROSTER

Wt.	Citizenship	1979 Club
180	United States	Strikers
185	United States	Strikers
185	Haiti	Rowdies
165	Holland	DWS of Amsterdam
157	England	Strikers
160	Brazil	Cosmos
157	England	Strikers
170	United States	Strikers
200	United States	Roughnecks
175	England	Strikers
125	United States	Southern Ill. Univ.
158	England	Strikers
175	United States	St. Louis Univ.
150	Chile	O'Higgins
170	W. Germany	Strikers
155	United States	Strikers
160	Canada	Strikers
170	United States	Gaetanos
160	United States	Strikers
158	Peru	Strikers
155	United States	Sangamon State
160	United States	Spring Arbor College
180	South Africa	Strikers
160	United States	Strikers

CH: Cor van der Hart

DACH: Rudy Arkenbout

Jeff Dooley, A.T.C.

EQUIP. MGR.: Eddie Rodger

# 1979 FORT LAUDER PLAYER STATISTICS, FINAL 2-GAME

No.	Player	GP	GS	MIN.
15	Gerd Mueller	2	2	168
20	Teofilo Cubillas	2	2	180
11	Clive Walker	2	2	180
4	Ray Hudson	2	2	180
2	Maurice Whittle	2	2	180
6	Tony Whelan	2	2	180
26	Nico Bodonczy	2	1	115
14	Gary Stanley	2	1	155
22	Colin Fowles	2	2	180
5	Roy Wiggemansen	2	1	102
10	David Irving	2	1	74
8	Ken Fogarty	1	1	90
7	Terry Park	1	0	26

No.	Goalkeeper	GP	GS	MIN.
1	Arnie Mausser	2	2	180

## 1979-80 Ft. Laude FINAL INDOOR Season Record: 3-9

No.	NAME	GP	PIM	C/E
16	Mike Ortiz-Velez	8	4	0/0
19	Al Njie	7	2	0/0
21	Rick Wiegand	4	2	0/0
4	Ray Hudson	3	0	0/0
10	David Irving	6	2	0/0
26	Greg Robertson	7	2	1/0
9	Nico Bodonczy	10	6	1/0
	Tony Crescitelli	4	2	0/0
14	Steve Ralbovsky	10	4	0/0
22	Colin Fowles	4	2	0/0
3	Jeff Cacciatore	7	2	0/0
13	John Brooks	4	0	0/0
6	Tony Whelan	4	4	0/0
15	Mario Szlak	8	2	0/0
11	Gary Jones	4	12	3/0
17	Tibor Gemeri	5	0	0/0
5	Roy Wiggemansen	12	2	0/0
8	Greg Preston	11	0	0/0
12	Bobby Corish	7	5	1/1
25	Kevin Murphy	11	8	0/0
7	Eli Maduel	1	0	0/0
2	Steve Watts	6	2	0/0
00	Steve Zerhusen	8	6	0/0
TOTALS:		12	69	6/1

\*Includes one own goal

# DALE STRIKERS NASL PLAYOFFS TOTALS (0-2)

SH	FL	C/E	PK	SO	GL	AS	TP
9	2	0	0	0	0	0	0
4	1	0	0	0	0	0	0
6	3	0	0	0	0	0	0
1	3	0	0	0	0	0	0
1	1	1/0	0	0	0	0	0
1	1	0	0	0	0	0	0
1	1	0	0	0	0	0	0
7	6	1/0	0	0	0	0	0
0	6	0	0	0	0	0	0
0	1	0	0	0	0	0	0
3	0	0	0	0	0	0	0
0	4	0	0	0	0	0	0
0	0	0	0	0	0	0	0

SH	SV	GLS	PK	SO	SH	GAA
35	11	3	0	0	0	1.50

## rdale Strikers STATISTICS

Position: 4th

PK	PPG	GWG	SH	G	A	TP
0/0	2	0	31	9	4	22
0/0	0	0	36	8	2	18
0/0	2	1	15	8	1	17
0/0	1	0	16	5	3	13
1/2	0	0	35	5	3	13
0/1	1	1	20	4	4	12
0/0	2	0	50	4	3	11
0/0	0	0	18	4	2	10
0/0	0	0	13	1	6	8
0/0	0	1	10	1	4	6
0/0	1	0	28	1	4	6
0/0	0	0	7	2	1	5
0/0	0	0	23	1	3	5
0/0	0	0	18	1	3	5
0/0	0	0	12	1	2	4
0/0	0	0	8	1	2	4
0/0	0	0	3	1	1	3
0/0	0	0	5	0	2	2
0/0	0	0	2	0	1	1
0/0	0	0	4	0	1	1
0/0	0	0	0	0	0	0
0/0	0	0	10	0	0	0
0/0	0	0	0	0	0	0
1/3	9	3	364	*58	52	168

## ALL TIME STRIKERS ALL STARS

### 1970

Lincoln Phillips, Goalkeeper, 1st team

### 1970

Lincoln Phillips, Goalkeeper, 1st team; Willie Fraser, Midfielder, 1st team; Leroy DeLeon, Forward, 1st team; Willie Evans, Midfielder, 1st team; Warren Archibald, Forward, 2nd team.

### 1971

Willie Evans, Defender, 1st team; Leonel Conde, Goalkeeper, 2nd team; Warren Archibald, Forward, 2nd team; Frank Donlevey, Defender, Honorable Mention; Willie Fraser, Midfielder, Honorable Mention; Leroy DeLeon, Forward, Honorable Mention.

### 1972

Willie Evans, Defender, 1st team; Dave Metchick, Midfielder, 2nd team; Billy Fraser, Midfielder, Honorable Mention; Warren Archibald, Forward, Honorable Mention.

### 1973

Warren Archibald, Forward, 1st team (NASL MVP); David Sadler, Defender, 1st team; Robert Aguirre, Midfielder, 2nd team.

### 1974

Ronnie Sharp, Midfielder, 1st team; Roberto Aguirre, Midfielder, 1st team; Ralph Wright, Defender, 2nd team; Warren Archibald, Forward, 2nd team; Steve David, Forward, Honorable Mention.

### 1975

Steve David, Forward, 1st team (NASL MVP); Ronnie Sharp, Midfielder, 1st team; Ralph Wright, Defender, 2nd team.

### 1976

Jim Holton, Defender, Honorable Mention.

### 1977

Ron Newman, Coach of the Year; Gordon Banks, Goalkeeper, 1st team.

### 1978

Ray Hudson, Midfielder, 2nd team; George Best, Forward, Honorable Mention; Maurice Whittle, Defender, Honorable Mention.

### 1979

Teofilo Cubillas, Midfielder, 2nd team; Gerd Mueller, Forward, 2nd team.

# FORT LAUDERDALE STRIKERS 1979 GAME-BY-GAME ACCOUNT

**RECORD:** Home (10-5) Road (7-8)  
**ATTENDANCE:** Home Total: 206,616 Average: 13,774  
 Road Total: 259,096 Average: 17,723  
**WON-LOSS:** (17-13)

Date	Opponent	Score	Attendance	Team Scoring
3/25	at Washington	1-2L(OT)	12,264	Jones (Whittle)
3/31	New England	2-0W	13,799	Cubillas (Park, Jones) Bodonczy (Jones, Park)
4/8	at Toronto	2-1W	18,552	Hudson (Best) Cubillas (Hudson, Best)
4/14	Washington	0-4L	13,790	--
4/22	at New York	2-3L	72,342	Irving (Best, Hudson) Hudson (Whelan, Cubillas)
4/28	Tampa Bay	1-2L	16,668	Whittle (PK)
5/5	at Philadelphia	1-2L	4,437	Cubillas (Mueller)
5/12	Toronto	4-0W	11,161	Whittle (Cubillas, Mueller) Park (Gemer, Irving) Mueller (Best) Cubillas (Mueller)
5/20	at Minnesota	4-1W	18,239	Park (UN) Mueller (Cubillas) Whelan (Hudson) Irving (UN)
5/26	Memphis	3-1W	13,052	Walker (Cubillas, Irving) Irving (Walker, Cubillas) Irving (Mueller, Park)
6/6	Edmonton	6-1W	9,089	Mueller (Park, Cubillas) Cubillas (Mueller, Whelan) Mueller (Park, Gemer) Hudson (Mueller) Mueller (Hudson) Whittle (PK)
6/9	at Houston	1-3L	7,390	Whittle (PK)
6/13	Houston	4-0W	11,580	Walker (Irving, Cubillas) Irving (Mueller) Cubillas (Walker) Mueller (Njie, Leeper)
6/16	San Jose	3-1W	11,104	Irving (Mueller) Irving (Mueller, Cubillas) Hudson (Best, Cubillas)
6/20	Tulsa	3-2W(OT)	10,289	Park (Hudson) Mueller (Hudson) Best (Whittle, Mueller)
6/23	at Tampa Bay	2-1W(OT)	41,102	Cubillas (Walker) Mueller (Hudson)
6/27	at Detroit	2-8L	17,229	Mueller (Hudson, Walker) Hudson (Stanley, Whittle)
6/30	Vancouver	3-2W(SO)	15,290	Walker (Mueller, Cubillas) Cubillas (Mueller, Hudson)
7/4	Chicago	2-3L	19,850	Mueller (Cubillas, Irving) Cubillas (Hudson, Whelan)
7/7	at San Jose	2-1W(OT)	15,099	Cubillas (UN) Walker (Stanley)
7/11	at San Diego	3-2W	11,302	Park (Ralbovsky, Walker) Mueller (Park, Walker) Mueller (Irving, Park)
7/14	at Rochester	1-2L	6,529	Cubillas (Walker, Mueller)
7/18	New York	3-4L	19,850	Whittle (PK) Mueller (Best) Cubillas (Whittle)
7/21	at Portland	1-4L	11,097	Best (UN)
7/25	at California	6-3W	8,765	Cubillas (UN) Mueller (Whittle, Cubillas) Mueller (Cubillas) Walker (Irving) Mueller (Best) Mueller (Cubillas)
7/28	San Diego	4-3W(OT)	13,752	Whittle (PK) Mueller (Cubillas) Cubillas (Hudson) Cubillas (Cubillas)
8/1	Rochester	1-2L	13,057	Walker (Hudson, Mueller)
8/4	at New England	4-3W	6,129	Irving (Mueller, Hudson) Walker (Irving) Walker (Mueller) Walker (Irving, Cubillas)
8/8	at Chicago	0-2L	8,612	--
8/10	Philadelphia	4-1W	14,285	Park (UN) Mueller (Irving, Cubillas) Cubillas (UN) Cubillas (Mueller, Bodonczy)

**1979 PLAYOFFS — Won-Loss (0-2)**  
 Record: Road (0-1), Home (0-1)  
**ATTENDANCE:** Road Total: 10,019, Average: 10,019  
 Home Total: 13,691, Average: 13,691

# STRIKERS

## YEAR BY YEAR RESULTS

### 1970 (14-6-4)

0	Dallas	0	(T)
4	Atlanta	2	(W)
0	Berlin Eartha	0	(L)
4	St. Louis	0	(W)
0	at Kansas City	4	(L)
2	Coventry City	4	(L)
4	Kansas City	1	(W)
1	at Rochester	1	(T)
1	at Dallas	0	(W)
2	St. Louis	0	(W)
1	Dallas	0	(W)
0	Atlanta	0	(T)
5	Hapoel Tikva	0	(W)
7	St. Louis	1	(W)
2	at Dallas	0	(W)
2	Kansas City	0	(W)
2	at Atlanta	0	(W)
2	Rochester	0	(W)
0	at Rochester	2	(L)
0	at St. Louis	5	(L)
3	Varzim	1	(W)
	Portugal		
1	at Kansas City	3	(L)
2	Rochester	2	(T)
2	at Atlanta	5	(L)

### NASL

#### Championship Series

0	at Rochester	3	(L)
3	Rochester	1	(W)

### 1971 (8-6-10)

1	Rochester	1	(T)
0	Atlanta	0	(T)
2	Montreal	0	(W)
0	at New York	1	(L)
0	at Dallas	2	(L)
4	at St. Louis	2	(W)
0	Hearts	3	(L)
1	Toronto	1	(T)
1	Lanerossi	2	(L)
2	at Rochester	2	(T)
3	at Montreal	1	(W)
1	at Atlanta	1	(T)
3	New York	1	(W)
1	St. Louis	2	(L)
3	at Toronto	3	(T)
2	at Dallas	1	(W)
1	Dallas	1	(T)
1	Apollon	0	(W)
2	at St. Louis	1	(W)
0	Atlanta	0	(T)
2	Bangu	2	(T)

0	Dallas	2	(L)
1	at Atlanta	1	(T)
5	St. Louis	4	(W)

### 1972 (3-8-3)

1	Toronto	4	(L)
1	Montreal	0	(W)
1	at New York	6	(L)
0	at Dallas	0	(T)
1	Atlanta	5	(L)
1	at St. Louis	3	(L)
0	at Rochester	2	(L)
3	Dallas	0	(W)
1	at Toronto	3	(L)
0	New York	2	(L)
2	at Montreal	2	(T)
3	Rochester	4	(L)
1	at Atlanta	1	(T)
2	St. Louis	0	(W)

### 1973 (8-5-6)

0	Montreal	2	(L)
1	St. Louis	0	(W)
1	at New York	1	(T)
0	at Rochester	0	(T)
3	Dallas	3	(T)
2	at Atlanta	1	(W)
1	at Toronto	0	(W)
0	Philadelphia	2	(L)
0	at St. Louis	2	(L)
6	Veracruz	0	(W)
1	at Dallas	1	(T)
2	New York	1	(W)
2	Philadelphia	1	(W)
4	Atlanta	1	(W)
1	at Montreal	5	(L)
0	at Philadelphia	0	(T)
0	at New York	1	(L)
0	Toronto	0	(T)
2	Rochester	0	(W)

### 1974 (9-5-6)

2	at St. Louis	0	(W)
1	Toronto	2	(L)
2	at New York	1	(TW)
3	Vancouver	2	(TW)
4	Washington	1	(W)
1	at San Jose	0	(W)
1	at San Jose	0	(TW)
1	at Los Angeles	2	(L)
1	Rochester	0	(TW)
5	New York	3	(W)



0	at Rochester	2	(L)
3	Baltimore	2	(W)
2	at Washington	1	(TW)
1	at Baltimore	2	(L)
2	Boston	1	(W)
3	at Toronto	0	(W)
2	Seattle	1	(W)
0	at Boston	3	(L)
2	at Philadelphia	1	(W)
1	Dallas	0	(TW)
2	Philadelphia	0	(W)
Playoff Semifinal:			
3	Dallas	1	(W)
NASL Championship:			
3	Los Angeles	4	(TL)

### 1975 (14-8)

1	St. Louis	0	(W)
4	Hartford	0	(W)
3	at New York	2	(W)
4	Rochester	3	(W)
0	at Philadelphia	1	(L)
4	Boston	2	(W)
3	at Washington	1	(W)
2	Denver	0	(W)
0	Tampa Bay	1	(L)
2	at Tampa Bay	0	(W)
8	Washington	0	(W)
3	Baltimore	0	(W)
2	at Baltimore	3	(L)
1	at Philadelphia	2	(L)
0	at Chicago	2	(L)
0	at Toronto	2	(L)
1	Philadelphia	2	(L)
1	at Tampa Bay	5	(L)
2	Washington	1	(W)
2	at San Antonio	1	(W)
2	at Dallas	1	(W)
2	Baltimore	1	(W)
Playoff Quarterfinal:			
2	at Boston	1	(W)
Playoff Semifinal:			
0	at Tampa Bay	3	(L)

### 1976 (6-18)

0	New York	1	(L)
0	Toronto	1	(L)
0	at Washington	3	(L)
0	Boston	1	(L)
0	Rochester	3	(L)
2	at Chicago	4	(L)
1	Seattle	0	(W)
1	at Philadelphia	0	(W)
1	Hartford	2	(L)
0	San Antonio	1	(L)
1	at Hartford	2	(L)

1	at Rochester	3	(L)
3	Portland	1	(W)
0	at Vancouver	2	(L)
0	at Toronto	1	(L)
1	Tampa Bay	2	(L)
1	Chicago	4	(L)
3	Philadelphia	2	(W)
1	at Tampa Bay	4	(L)
3	at San Diego	4	(L)
0	at San Jose	3	(L)
3	Washington	2	(W)
3	at New York	8	(L)
5	at Boston	4	(W)

### 1977 (19-7)

2	St. Louis	1	(W)
4	Toronto	3	(W)
3	Connecticut	1	(W)
1	Washington	0	(W)
0	at Tampa Bay	1	(L)
0	at New York	3	(L)
2	Rochester	1	(W)
2	at Portland	0	(W)
1	at Vancouver	2	(L)
1	at Washington	0	(W)
0	New York	3	(L)
2	at Connecticut	0	(W)
0	at St. Louis	1	(L)
3	Hawaii	1	(W)
3	Dallas	0	(W)
1	at Rochester	3	(L)
3	Tampa Bay	2	(W)
2	at Toronto	0	(W)
1	San Jose	0	(W)
2	at Hawaii	1	(W)
3	at Los Angeles	1	(W)
2	at Las Vegas	1	(W)
3	Seattle	0	(W)
1	Chicago	2	(L)
3	at Chicago	0	(W)
4	Minnesota	2	(W)

### Second Round Playoff Results:

3	at New York	8	(L)
2	New York	3	(L)

### 1978 (16-14)

0	at New York	7	(L)
1	Detroit	2	(L)
1	at Washington	4	(L)
2	Los Angeles	0	(W)
2	Colorado	1	(W)
1	at Philadelphia	3	(L)
3	Memphis	2	(W)
2	San Diego	1	(W)
3	Washington	2	(W)
0	at Rochester	3	(L)
1	California	0	(W)

1 at Seattle 3 (L)  
 1 at Oakland 2 (L)  
 2 New England 0 (W)  
 1 at Dallas 3 (L)  
 2 Oakland 0 (W)  
 0 at Toronto 2 (L)  
 2 at Tampa 3 (L)  
 5 New York 3 (W)  
 2 at Memphis 1 (W)  
 1 at San Jose 0 (W)  
 4 Toronto 0 (W)  
 2 at Houston 1 (W)  
 0 at California 5 (L)  
 3 Chicago 4 (L)  
 2 at New England 0 (W)  
 1 Philadelphia 0 (W)  
 1 Tampa 2 (L)  
 2 at Detroit 4 (L)  
 2 Rochester 1 (W)

First Round Playoffs

3 at New England 1 (W)

American Conference Semi-Finals

3 Detroit 4 (W)  
 0 at Detroit 1 (L)  
 1 at Detroit 0 (W)

American Conference Finals

3 Tampa Bay 2 (W)  
 1 at Tampa Bay 3 (L)  
 0 at Tampa Bay 1 (L)

**1979 (17-13)**

1 at Washington 2 (L)

2 N. England 0 (W)  
 2 at Toronto 1 (W)  
 0 Washington 4 (L)  
 2 at New York 3 (L)  
 1 Tampa Bay 2 (L)  
 1 at Philadelphia 2 (L)  
 4 Toronto 0 (W)  
 4 at Minnesota 1 (W)  
 3 Memphis 1 (W)  
 6 Edmonton 1 (W)  
 1 at Houston 3 (L)  
 4 Houston 0 (W)  
 3 San Jose 1 (W)  
 3 Tulsa 2 (W)  
 2 at Tampa Bay 1 (W)  
 2 at Detroit 8 (L)  
 3 Vancouver 2 (W)  
 2 Chicago 3 (L)  
 2 at San Jose 1 (W)  
 3 at San Diego 2 (W)  
 1 at Rochester 2 (L)  
 3 New York 4 (L)  
 1 at Portland 4 (L)  
 6 at California 3 (W)  
 4 San Diego 3 (W)  
 1 Rochester 2 (L)  
 4 at N. England 3 (W)  
 0 at Chicago 2 (L)  
 4 Philadelphia 1 (W)

First Round Playoffs

0 at Chicago 2 (L)  
 0 Chicago 1 (L)

## STRIKERS' HEAD COACHES

Year	Head Coach	W	L	T	Team Finish
1970	Lincoln Phillips	14	6	4	
1971	Alan Rogers	8	6	10	4th in Southern Division
1972	Sal DeRosa/ Norman Sutherland	3	8	3	4th in Southern Division
1973	John Young	8	5	6	2nd in Eastern Division
1974	John Young	9	5	6	1st in Eastern Division
1975	Greg Myers	14	8	0	2nd in Eastern Division
1976	Greg Myers	6	18	0	5th in Eastern Division
1977	Ron Newman	19	7	0	1st in Eastern Division
1978	Ron Newman	16	14	0	3rd in Eastern Division
1979	Ron Newman	17	13	0	2nd in Eastern Division
1980	Cor van der Hart				
TOTALS:		114	90	29	

## STRIKERS' COACHES TOTALS

Coach	Years	W	L	T
Lincoln Phillips	1	14	6	4
Alan Rogers	1	8	6	10
Sal DeRosa	6 games	1	4	1
Norman Sutherland	8 games	2	4	2
John Young	2	17	10	12
Greg Myers	2	20	26	0
Ron Newman	3	52	34	0
Cor van der Hart				
TOTALS:	10	114	90	29

## STRIKER COACHES OF THE YEAR

John Young, 1974  
Ron Newman, 1977

## INDIVIDUAL OFFENSIVE RECORDS

- Most scoring points, season — 55, (19 goals, 17 assists) Gerdd Mueller, 1979 (25 games)
- Most scoring points, game — 10, (5 goals) — Steve Davis vs. Washington, 6/20/75
- Most scoring points, one-half — 6 — (3 goals) — Steve David vs. Washington, 6/20/85 (2nd half)
- Most consecutive games scoring a goal — 7 — Steve David, 1975
- Fastest goal — 0.26 Fred Pereira vs. Washington, 5/1/77
- Latest goal (regulation time) — 89:57 Teofilo Cubillas vs. San Diego, 7/28/79
- Latest goal (overtime) — 103:11 — Gerd Mueller vs. Tampa Bay, 6/23/79
- Shortest time to score two goals — 1:21 Teofilo Cubillas vs. New York, 4/9/80
- Shortest time to score three goals — 10:06, Clive Walker vs. New England 8/4/79
- Shortest time to score four goals: 36:15, Steve David vs. Washington, 6/20/75
- Shortest time to score five goals — 52:55, Steve David vs. Washington, 6/20/75
- Most goals on penalty kicks, game — 1, held by many players
- Most goals on penalty kicks, season — 5, Maurice Whittle, 1979
- Most penalty kicks, season — 2, Maurice Whittle, 1977
- Most assists, season — 18, Teofilo Cubillas, 1979
- Most assists, game — 4, Roberto Aquirre vs. New York, 6/14/74
- Most consecutive games with an assist — 5, Ray Hudson, 1979
- Most shots, season — 118, Steve David, 1975
- Most shots, game — 14, Steve David vs. Washington, 6/20/75
- Most fouls season — 63, Ace Ntsoelengoe, 1973
- Most minutes played, season — 2753:01, Tony Whelan, 1978
- Most games played, season — 30, Tony Whelan, 1978, Teofilo Cubillas and Maurice Whittle, 1979
- Most consecutive games played — 59, Tony Whelan, 1978 (to present)

## GOALKEEPER RECORDS

- Most goals allowed, season — 58, Mausser, 1979 (29 games)
- Most goals allowed, game - 8, Gordon Banks, 1977; Ian Turner, 1978
- Fewest goals allowed, season — 21, Lincoln Phillips (Washington), 1970
- Best goals against average, season — 0.95, Lincoln Phillips, (Washington), 1970
- Most shutouts, season — 12, Lincoln Phillips (Washington) 1970
- Most consecutive shutouts, season — Lincoln Phillips, 1977
- Most consecutive minutes without allowing a goal, season — Lincoln Phillips (Washington) 1970
- Most saves, game — 13, Arnie Mausser vs. Memphis, 5/26/79
- Fewest saves, game — 1, Gordon Banks vs. Detroit, 4/9/78, Arnie Mausser vs. Tulsa, 6/20/79
- Most goals allowed, one game — 8, Gordon Banks vs. New York, 8/14/77
- Fewest saves, game both teams — 5, Arnie Mausser, Ft. Lauderdale (1) and Colin Boulton, Tulsa (3), at Ft. Lauderdale, 6/20/79
- Most saves, game without a goal - 12, Lincoln Phillips (Washington) vs. Kansas City Spurs, 7/12/70
- Most saves, season — 187, Arnie Mausser, 1979

## TEAM GENERAL RECORDS

- Most games won, season — 19, 1977
- Highest winning percentage, season — 730, 1977 (19 of 26)
- Fewest games won, season — 3, 1972
- Lowest winning percentage, season — .250, 1976 (6 of 24)
- Most home wins, season — 12, 1978
- Most home losses, season — 8, 1976
- Most road wins, season — 8, 1977
- Most road losses, season — 11, 1978
- Most consecutive games won — 7, 1977

Most consecutive games lost — 6, 1975 and 1976  
 Most consecutive home games won — 14, 1974-1975  
 Most consecutive home games lost — 4, 1976  
 Most consecutive road games won — 5, 1977  
 Most consecutive road games lost — 9, 1978  
 Most games lost, season — 18, 1976  
 Most games tied, season — 6, 1973-1974  
 Most tie-breakers, season — 6, 1974  
 Most tie-breaker games won, season — 6, 1974  
 Most tie-breaker games lost, season — 4, 1976

## TEAM OFFENSIVE RECORDS

Most goals scored, season — 75, 1979  
 Highest goals-per-game average, season — 2.14, 1975 (47 in 22 games)  
 Fewest goals scored, season — 17, 1972  
 Lowest goals-per-game average, season — 1.21, 1976  
 Most goals, game — 8, vs. Washington, 6/20/75  
 Most goals, game both teams — 10, Miami (2) at New York (8), 8/10/76, Ft. Lauderdale (2) at Detroit (8), 6/27/79  
 Largest margin of victory — 8, (8-0), vs. Washington, 6/20/75  
 Largest margin of defeat — 7, Ft. Lauderdale at New York, 4/2/78 (7-0)  
 Most games scoring five or more goals, season — 2, 1979  
 Most games scoring four or more goals, season — 7, 1979  
 Most games scoring three or more goals, season — 13, 1979  
 Most games scoring two or more goals, season — 20, 1979  
 Most games scoring one or more goals, season — 28, 1979  
 Most goals, two consecutive games — 11, 1975  
 Most goals, three consecutive games — 13, 1975, 1979  
 Most goals, four consecutive games — 17, 1979  
 Most goals, five consecutive games — 18, 1979  
 Most goals, tie game (6), Miami 3, Dallas 3, 1973  
 Shortest time to score two goals, game — 0:15 vs. Dallas, 6/25/77  
 Shortest time to score three goals, game — 9:15, vs. California, 7/25/79  
 Shortest time to score four goals, game — 25:06, vs. California, 7/25/79  
 Shortest time to score five goals, game — 52:30 vs. Edmonton, 6/6/79  
 Most games held scoreless, season — 9, 1976  
 Fewest games held scoreless, season, 2, 1974, 1979  
 Most consecutive games held scoreless — 5, 1976  
 Most shots, game — 38 vs. Washington, 6/20/75, vs. San Jose 7/10/77  
 Most shots, game, both teams — 60, Strikers (26) at San Diego (34), 7/11/79  
 Fewest shots, game — 5 vs. Rochester, 5/8/76  
 Fewest shots, game, both teams — 19, Strikers (12) at Washington (7), 6/4/77  
 Most penalty kicks, game, both teams — 2, many times  
 Most penalty kicks attempted, season — 6, 1978, 1979  
 Most penalty kicks missed, season — 2, 1978

## TEAM DEFENSIVE RECORDS

Most goals allowed, season — 64, 1979  
 Highest average goals per game allowed, season — 2.28, 32 goals in 14 games, 1972  
 Fewest goals allowed, season — 22, 1973 (19 games)  
 Lowest average goals per game allowed, season — 1.12, 1977  
 Most goals allowed, game — (8) at New York, 8/10/76, at Detroit, 6/27/79  
 Most games holding opposition scoreless — 12, 1970 (Washington)  
 Most consecutive games holding opposition scoreless — 1970, (Washington)  
 Most games holding opposition to one goal or none — 1970 (Washington)  
 Most games holding opposition to two goals or fewer — 22, 1977  
 Most penalty kicks against, season — 3, 1978, 1979

## ATTENDANCE

- Largest attendance, regular season — 72,342 at New York 4/22/79  
 Largest home attendance, regular season — 19,850, vs. Chicago, 7/4/79, vs. New York 7/18/79  
 Largest attendance, playoff game — 77,691 at New York, 8/14/77  
 Largest attendance, home playoff game — 16,286 vs. Tampa Bay, 8/2/78  
 Largest attendance, exhibition game — 22,474 vs. Santos of Brazil, 1973 (Orange Bowl)  
 Largest season attendance — 206,616 (15 games) 1979  
 Largest average attendance, season — 13,774 (15 games) 1979

## 1970-1979 STRIKERS' SERIES RECORDS

### vs. Atlanta Chiefs (original)

Strikers Won 4, Lost 2, Tied 5

1970 4	Atlanta	2
0	Atlanta	0
2	at Atlanta	1
2	at Atlanta	5
1971 1	at Atlanta	1
1971 0	Atlanta	0
0	Atlanta	0
1972 1	Atlanta	5
1	at Atlanta	1
1973 2	at Atlanta	1
4	Atlanta	1

franchise known as Atlanta Apollo, 1973

### vs. Atlanta Chiefs (current)

Strikers Won 1, Lost 0

1978 2	Colorado	1
1979	did not play	

franchise known as Colorado Caribous, 1978

### vs. Boston Minutemen

Strikers Won 3, Lost 2

1974 2	Boston	1
0	at Boston	3
1975 4	Boston	2
1976 0	Boston	1
5	Boston	4

### vs. California Surf

Strikers Won 13, Lost 6

1970 4	St. Louis	0
2	St. Louis	0
7	St. Louis	1
0	at St. Louis	5
1971 5	St. Louis	4
2	at St. Louis	1
1	St. Louis	2
4	at St. Louis	2
1972 1	at St. Louis	3
2	St. Louis	0
1973 1	St. Louis	0
0	at St. Louis	2
1974 2	at St. Louis	0

1975 1 St. Louis 0

1976 did not play

1977 2 St. Louis 1

0 at St. Louis 1

1978 1 California 0

0 at California 5

1979 6 at California 3

franchise known as St. Louis Stars, 1970-1977

### vs. Chicago Sting

Strikers Won 1, Lost 7

1975 0 at Chicago 2

1976 2 at Chicago 4

1 Chicago 4

1977 1 Chicago 2

3 at Chicago 0

1978 3 Chicago 4

1979 2 Chicago 3

0 at Chicago 2

### vs. Dallas Tornado

Strikers Won 7, Lost 4, Tied 5

1970 0 Dallas 0

1 at Dallas 0

1 Dallas 0

2 at Dallas 0

1971 0 at Dallas 2

1 at Dallas 2

1 Dallas 1

0 Dallas 2

1972 0 at Dallas 0

3 Dallas 0

1973 3 Dallas 3

1 at Dallas 1

1974 1 Dallas 0

1975 2 at Dallas 1

1976 did not play

1977 3 Dallas 0

1978 1 at Dallas 3

1979 did not play

### vs. Detroit Express

Strikers Won 0, Lost 3

1978 1 Detroit 2

2 at Detroit 4

1979 2 at Detroit 8

**vs. Edmonton Drillers**

Strikers Won 5, Lost 3

1975 4 Hartford 0

1976 1 Hartford 2

1 at Hartford 2

1977 3 Connecticut 1

2 at Connecticut 0

1978 1 at Oakland 2

2 Oakland 0

1979 6 Edmonton 1

franchise known as Hartford

Bicentennials, 1975-1976;

Connecticut Bicentennials,

1977;

Oakland Stompers, 1978

**vs. Houston Hurricane**

Strikers Won 2, Lost 1

1978 2 at Houston 1

1979 1 at Houston 3

4 Houston 0

**vs. Los Angeles Aztecs**

Strikers Won 2, Lost 1

1974 1 at Los Angeles 2

1975 did not play

1976 did not play

1977 3 at Los Angeles 1

1978 2 Los Angeles 0

1979 did not play

**vs. Memphis Rogues**

Strikers Won 3, Lost 0

1978 3 Memphis 2

2 at Memphis 1

1979 3 Memphis 1

**vs. Minnesota Kicks**

Strikers Won 3, Lost 0

1975 2 Denver 0

1976 did not play

1977 4 Minnesota 2

1978 did not play

1979 4 at Minnesota 1

franchise known as

Denver Dynamos, 1974-1975

**vs. Montreal Olympiques**

Strikers Won 3, Los 2, Tied 1

1971 2 Montreal 0

3 at Montreal 1

1972 1 Montreal 0

2 at Montreal 2

1973 0 at Montreal 2

1 at Montreal 5

**vs. New England Tea Men**

Strikers Won 4, Lost 0

1978 2 New England 0

2 at New England 0

1979 2 New England 0

4 at New England 3

**vs. New York Cosmos**

Strikers Won 6, Lost 11,

Tied 1

1971 0 at New York 1

3 New York 1

1972 1 at New York 6

0 New York 2

1973 1 at New York 1

2 New York 1

0 at New York 1

1974 2 at New York 1

5 New York 3

1975 3 at New York 2

1976 0 New York 1

2 at New York 8

1977 0 at New York 3

0 New York 3

1978 0 at New York 7

5 New York 3

1979 2 at New York 3

3 New York 4

**vs. Philadelphia Atoms**

Strikers Won 5, Lost 4, Tied 1

1973 0 Philadelphia 2

2 Philadelphia 1

0 at Philadelphia 0

1974 2 at Philadelphia 1

2 Philadelphia 0

1975 0 at Philadelphia 2

1 at Philadelphia 2

1976 1 at Philadelphia 0

3 Philadelphia 2

**vs. Philadelphia Fury**

Strikers Won 2, Lost 2

1978 1 at Philadelphia 3

1 Philadelphia 0

1979 1 at Philadelphia 2

4 Philadelphia 1

**vs. Portland Timbers**

Strikers Won 2, Lost 1

1976 3 Portland 0

1977 2 at Portland 1

1978 did not play

1979 1 at Portland 4

**vs. Rochester Lancers**

Strikers Won 6, Lost 9, Tied 5

1970 1 at Rochester 1

2 at Rochester 2

2 Rochester 2

1971 2 at Rochester 2

1 Rochester 1

1972 0 at Rochester 2

3 Rochester 4

1973 0 at Rochester 0

2 Rochester 0

1974 1 Rochester 0

1975 4 Rochester 3

1976 0	Rochester	3
1	at Rochester	3
1977 2	Rochester	1
1	at Rochester	3
1978 0	at Rochester	3
2	Rochester	1
1979 1	at Rochester	2
1	Rochester	2

**vs. San Diego Sockers**

Strikers Won 7, Lost 3

1974 3	Baltimore	2
1	at Baltimore	2
1975 3	Baltimore	0
2	at Baltimore	3
2	Baltimore	1
1976 3	at San Diego	4
1977 2	at Las Vegas	1
1978 2	San Diego	1
1979 3	at San Diego	2
4	San Diego	3

franchise known as  
Baltimore Comets,  
1974-1975  
San Diego Jaws, 1976;  
Las Vegas Quicksilvers, 1977

**vs. San Jose Earthquakes**

Strikers Won 5, Lost 1

1974 1	at San Jose	0
1975	did not play	
1976 0	at San Jose	3
1977 1	San Jose	0
1978 1	at San Jose	0
1979 3	San Jose	1
2	at San Jose	1

**vs. Seattle Sounders**

Strikers Won 3, Lost 1

1974 2	Seattle	1
1975	did not play	
1976 1	Seattle	0
1977 3	Seattle	0
1978 1	at Seattle	3
1979	did not play	

**vs. Tampa Bay Rowdies**

Strikers Won 3, Lost 8

1975 0	Tampa Bay	1
2	at Tampa Bay	0
1	at Tampa Bay	5
1976 1	Tampa Bay	2
1	at Tampa Bay	4
1977 0	at Tampa Bay	1
3	Tampa Bay	2
1978 2	at Tampa Bay	3
1	Tampa Bay	2

**vs. Toronto Blizzard**

Strikers Won 7, Lost 8, Tied 3

1971 1	at Toronto	2
3	at Toronto	3
1	Toronto	1
1972 1	Toronto	4
1	at Toronto	3
1973 1	at Toronto	0
0	at Toronto	0
1974 1	Toronto	2
3	at Toronto	0
1975 0	at Toronto	2
1976 0	Toronto	1
0	at Toronto	1
1977 4	Toronto	3
2	at Toronto	0
1978 0	at Toronto	2
4	Toronto	0
1979 2	at Toronto	1
4	Toronto	0

**vs. Tulsa Roughnecks**

Strikers Won 4, Lost 1

1975 2	at San Antonio	1
1976 0	San Antonio	1
1977 3	Hawaii	1
2	at Hawaii	1
1978	did not play	
1979 3	Tulsa	2

franchise known as San Antonio Thunder, 1975-1976; Team Hawaii, 1977

**vs. Vancouver Whitecaps**

Strikers Won 2, Lost 2

1974 3	Vancouver	2
1975	did not play	
1976 0	at Vancouver	2
1977 1	at Vancouver	2
1978	did not play	
1979 3	Vancouver	2

**vs. Washington Diplomats**

Strikers Won 9, Lost 4

1974 4	Washington	1
2	at Washington	1
1975 3	at Washington	1
8	Washington	0
1	Washington	1
1976 0	at Washington	3
3	Washington	2
1977 1	Washington	0
1	at Washington	0
1978 1	at Washington	0
2	Washington	2
1979 1	at Washington	1
0	Washington	4



## ALL TIME STRIKERS DRAFT

### 1972

1. Alain Maca, Brockport State
2. Jim Kane, Jacksonville
3. Chris Furlong, Villanova
4. Traded to St. Louis for future considerations.
5. Traded to St. Louis for future considerations.

### 1973

1. Mike Seerey, St. Louis Univ.
2. Galvin Turner, Univ. of S. Fla.
3. Max Kernick, Univ. of S. Fla.
4. Greg McElroy, Univ. of S. Fla.
5. Passed

### 1974

- 1a. Don Ries, Penn.
- 1b. Kip Jordan, Cornell
- 2a. Larry Houston, Penn
- 2b. Bill Frost, Brown
3. Tim Smith, Univ. Missouri, St. Louis
4. Bruce Allen, Penn State

### 1975

- 1a. Trakoon Jirasuradet, Florida Int'l. Univ.
- 1b. Tim Hunter, Univ. Conn.
2. Thomas Coburn, Univ. Mass.
3. Traded to New York for Ralph Wright
4. Steve Lee, Florida Int'l. Univ.

### 1976

- 1a. Roman Rosul, Cleveland St.
- 1b. John Shields, Loyola (Balt.)
2. Denny Lee, Rockhurst
3. Tom Nowicki, Cleveland St.
4. Raul Luzarraga, Fla. Int'l. Univ.

### 1977

1. Fred Pereira, Brown
- 2a. Franz Grueter, Babson
- 2b. Curtis Leeper, Fla. Int'l. Univ.
- 2c. George Nanchoff, Univ. Akron
3. Charlie Krupansky, Dartmouth

### 1978

1. Mike Ortiz-Velez, Erskin, (S.C.)
2. Les Peterson, Fla. Int'l Univ.
3. Ken Hammond, N.J. Inst. Tech.
4. Jan Kapstad, N. Adams State (Mass.)

### 1979

1. Steve Zerhusen, Univ. of Maryland
2. John Jones, Campbell College
3. Al Njie, Fla. Int'l. Univ.
4. George Lesyw, Temple Univ.

### 1980

- 1a. Jeff Cacciatore, Southern Ill. University, Edwardsville
- 1b. Rick Wiegand, Sangamon St.
2. Mike Grayson, Davis-Elkins, (W.Va.)
3. Ernest-Jean Baptiste, Miami-Dade South
4. Steve Watts, Simon-Fraser Univ.

### Re-entry Draft

1. Jim Tietjens, St. Louis Univ.
2. Mike Hitchcock, Miami-Dade South

## FORT LAUDERDALE STRIKERS FIVE ALL-TIME LARGEST CROWDS

No.	Opponent	Date	Attendance
1	Chicago	7/4/79	19,850
2	New York	7/18/79	19,850
3	Tampa Bay	4/28/79	16,668
4	Tampa Bay (playoff)	8/20/78	16,286
5	Toronto	7/4/78	15,362

# NASL Alignment

## National Conference

---

### Eastern Division

---

Toronto Blizzard (Exhibition Stadium)  
Rochester Lancers (Holleder Stadium)  
New York Cosmos (Giants Stadium)  
Washington Diplomats (RFK Stadium)

---

### Central Division

---

Minnesota Kicks (Metropolitan Stadium)  
Tulsa Roughnecks (Skelly Stadium)  
Atlanta Chiefs (Atlanta-Fulton County Stadium)  
Dallas Tornado (Texas Stadium)

---

### Western Division

---

Vancouver Whitecaps (Empire Stadium)  
Seattle Sounders (Kingdome)  
Portland Timbers (Portland Civic Stadium)  
Los Angeles Aztecs (Rose Bowl)

---

## American Conference

---

### Eastern Division

---

New England Tea Men (Schaefer Stadium)  
Philadelphia Fury (Veterans Stadium/Franklin Field)  
Tampa Bay Rowdies (Tampa Stadium)  
Ft. Lauderdale Strikers (Lockhart Stadium)

---

### Central Division

---

Detroit Express (Pontiac Silverdome)  
Chicago Sting (Wrigley Field/Comiskey Park)  
Memphis Rogues (Liberty Bowl)  
Houston Hurricane (Astrodome)

---

### Western Division

---

Edmonton Drillers (Commonwealth Stadium)  
San Jose Earthquakes (Spartan Stadium)  
California Surf (Anaheim Stadium)  
San Diego Sockers (San Diego Stadium)

---

## 1979 Final Regular Season Standings\*

### National Conference

#### Eastern Division

	GP	W	L	GF	GA	BP	TP
New York	30	24	6	84	52	72	216
Washington	30	19	11	68	50	59	172
Toronto	30	14	16	52	65	49	133
Rochester	30	15	15	43	57	42	132

#### Central Division

Minnesota	30	21	9	67	48	58	184
Dallas	30	17	13	53	51	50	152
Tulsa	30	14	16	61	56	55	139
Atlanta	30	12	18	59	61	49	121

#### Western Division

Vancouver	30	20	10	54	34	52	172
Los Angeles	30	18	12	62	47	54	162
Seattle	30	13	17	58	52	47	125
Portland	30	11	19	50	75	46	112

### American Conference

#### Eastern Division

Tampa Bay	30	19	11	67	46	55	169
Ft. Lauderdale	30	17	13	75	65	63	165
Philadelphia	30	10	20	55	60	51	111
New England	30	12	18	41	56	38	110

#### Central Division

Houston	30	22	8	61	46	55	187
Chicago	30	16	14	70	62	63	159
Detroit	30	14	16	61	56	49	133
Memphis	30	6	24	38	74	37	73

#### Western Division

San Diego	30	15	15	59	55	50	140
California	30	15	15	53	56	50	140
Edmonton	30	8	22	43	78	40	88
San Jose	30	8	22	41	74	38	86

GP—Games Played

W—Won

L—Lost

GF—Goals For

GA—Goals Against

BP—Bonus Points

TP—Total Points

\*Total Points—Win—6 Pts., Loss—0 Pts.

Bonus points: one point is awarded for each goal scored up to a maximum of three per team per game.

## 1980 NASL Standing Points System

Each winning team will be awarded six points toward its NASL season standings. No points will be given for a loss. Winners and losers will receive one point in the standings for each goal scored during the regulation 90 minutes, with a maximum of three such bonus points awarded per team per game. No bonus points will be awarded for goals scored in overtime or the Shootout. Winning teams who score three or more goals in the game will receive nine points in the league standings. Losing teams can get no more than three points (for three or more goals) in the standings.

## Formula for Breaking Standings Ties for Playoff Positions

An eight-step procedure is used to determine the order of finish in regular season play if there are any ties that exist in the point totals. The order of finish within a division is determined as follows:

- a. greatest number of points determined by the NASL point system
- b. greatest number of points; accrued by results only (i.e., no bonus points)
- c. the greater goal difference (goals for minus goals against)
- d. the most outright wins (i.e., no overtime, no shootout wins)
- e. the greater number of goals scored
- f. procedures a thru c applied to road games only
- g. procedures a thru c applied to home games only
- h. coin toss

## Playoff Results

---

### Conference Quarter Finals

---

#### American Conference

Aug 14 at Philadelphia—Philadelphia 2, Houston 1 (3,337)

Aug 20 at Houston—Philadelphia 2, Houston 1 (7,530)

Aug 15 at Detroit—Tampa Bay 1, Detroit 0 (21,539)

Aug 19 at Tampa Bay—Tampa Bay 3, Detroit 1 (27,210)

Aug 15 at Chicago—Chicago 2, Ft. Lauderdale 0 (10,019)

Aug 18 at Ft. Lauderdale—Chicago 1, Ft. Lauderdale 0  
(13,691)

Aug 16 at California—San Diego 4, California 2 (8,460)

Aug 18 at San Diego—San Diego 7, California 2 (10,225)

#### National Conference

Aug 15 at Dallas—Vancouver 3, Dallas 2 (8,819)

Aug 18 at Vancouver—Vancouver 2, Dallas 1 (30,328)

Aug 15 at Los Angeles—Los Angeles 3, Washington 1  
(12,042)

Aug 19 at Washington—Los Angeles 4, Washington 3 (OT)  
(14,802)

Aug 15 at Tulsa—Tulsa 2, Minnesota 1 (OT) (14,105)

Aug 19 at Minnesota—Tulsa 2, Minnesota 1 (OT) (28,996)

Aug 16 at Toronto—New York 3, Toronto 1 (30,365)

Aug 19 at New York—New York 2, Toronto 0 (46,531)

### Conference Semi-Finals

---

#### American Conference

Aug 23 at Philadelphia—Tampa Bay 3, Philadelphia 2 (SO)  
(10,395)

Aug 25 at Tampa Bay—Tampa Bay 1, Philadelphia 0  
(21,112)

Aug 22 at San Diego—San Diego 2, Chicago 0 (11,367)

Aug 25 at Chicago—San Diego 1, Chicago 0 (15,379)

#### National Conference

Aug 22 at Los Angeles—Los Angeles 3, Vancouver 2 (SO)  
(21,213)

Aug 25 at Vancouver—Vancouver 1, Los Angeles 0  
Mini-game: Vancouver 1, Los Angeles 0 (32,375)

Aug 23 at Tulsa—Tulsa 3, New York 0 (26,011)  
Aug 26 at New York—New York 3, Tulsa 0 (76,031)  
Mini-game: New York 3, Tulsa 1

---

## Conference Championships

---

### American Conference

Aug 30 at San Diego—San Diego 2, Tampa Bay 1 (20,267)  
Sept 2 at Tampa Bay—Tampa Bay 3, San Diego 2 (SO)  
Mini-game: Tampa Bay 1, San Diego 0 (38,766)

### National Conference

Aug 29 at Vancouver—Vancouver 2, New York 0 (32,875)  
Sept 1 at New York—New York 3, Vancouver 2 (SO)  
Mini-game: Vancouver 1, New York 0 (SO) (44,109)

---

## Soccer Bowl-79

---

Sept 8 at Giants Stadium—Vancouver 2, Tampa Bay 1  
(50,699)

---

## Playoff Structure

The playoff structure of the NASL reflects the size and competitive level of the League. Under the system, 16 teams will qualify — the top two in each division as well as two wildcards from each Conference. Wildcard teams will be entered solely on the basis of total points in the final standings.

### 1980 Playoff Dates

---

Tues.-Thurs.	Aug. 26-28	Conference Quarter-Finals (First Round)
Fri.-Mon.	Aug. 29- Sept. 1	Conference Quarter-Finals (Second Round)
Tues.-Thurs.	Sept. 2-4	Conference Semi-Finals (First Round)
Fri.-Mon.	Sept. 5-8	Conference Semi-Finals (Second Round)
Tues.-Thurs.	Sept. 9-11	Conference Championships (First Round)
Fri.-Mon.	Sept. 12-15	Conference Championships (Second Round)
Sun.	Sept. 21	Soccer Bowl-80, RFK Stadium Washington, D.C.

Playoffs will progress within Conferences to produce an American and National representative for the Soccer Bowl.

Following is the manner in which teams will qualify and be paired for the Conference Quarter-Finals:

#### American Conference

---

- A1-Division winner with most points
- A2-Division winner with 2nd most points
- A3-Division winner with fewest points
- A4-2nd place team with most points
- A5-2nd place team with 2nd most points
- A6-2nd place team with fewest points
- A7-Wildcard team with most points
- A8-Wildcard team with fewest points

#### National Conference

---

- N1-Division winner with most points
- N2-Division winner with 2nd most points
- N3-Division winner with fewest points
- N4-2nd place team with most points
- N5-2nd place team with 2nd most points
- N6-2nd place team with fewest points
- N7-Wildcard team with most points
- N8-Wildcard team with fewest points

#### Conference Quarter-Final Pairings

---

1st Round		2nd Round	
A1 at A8	N1 at N8	A8 at A1	N8 at N1
A2 at A7	N2 at N7	A7 at A2	N7 at N2
A3 at A6	N3 at N6	A6 at A3	N6 at N3
A4 at A5	N4 at N5	A5 at A4	N5 at N4

Home and home series will be played in the quarter-finals, semi-finals and conference championships. The first round of the semi-finals and conference championship series will have the team with the least points hosting the team with the most points. The team with the most points will host the second game of each series.

The NASL Championship, Soccer Bowl, is one game.

## National Conference Statistics

Leading Scorers	GP	G	A	TP
Giorgio Chinaglia, New York	27	26	5	57
Jeff Bourne, Atlanta	29	18	15	51
Alan Willey, Minnesota	29	21	7	49
Dennis Tueart, New York	27	16	16	48
Johan Cruyff, Los Angeles	23	13	16	42
Alan Green, Washington	23	16	9	41
Willie Lippens, Dallas	25	15	7	37
Kevin Hector, Vancouver	25	15	6	36
Ron Futcher, Minnesota	24	14	7	35
Wayne Hughes, Tulsa	29	12	9	33

Leading Goalkeepers*	GP	Min.	Sv	GA	SH	GAA
Phil Parkes, Vancouver	29	2705	100	29	7	0.96
Victor Nogueira, Atlanta	17	1432	82	20	5	1.26
Mike Ivanow, Seattle	28	2517	151	39	2	1.39
Bill Irwin, Washington	28	2603	134	42	4	1.45
Colin Boulton, LA/Tulsa	30	2746	109	49	7	1.60
Tino Lettieri, Minnesota	16	1378	91	25	2	1.63
Shep Messing, Rochester	29	2707	187	50	4	1.662
Alex Stepney, Dallas	28	2597	134	48	6	1.663
Blagoje Tamindzic, Toronto	23	2151	140	40	4	1.67
Mick Poole, Portland	29	2736	178	70	2	2.30

## American Conference Statistics

Leading Scorers	GP	G	A	TP
Oscar Fabbiani, Tampa Bay	26	25	8	58
Gerd Mueller, Ft. Lauderdale	25	19	17	55
David Robb, Philadelphia	30	16	20	52
Karl-Heinz Granitz, Chicago	30	20	10	50
Teofilo Cubillas, Ft. Lauderdale	30	16	18	50
Laurie Abrahams, Calif./Tulsa	25	18	9	45
Peter Ressel, Chicago	28	10	18	38
Trevor Francis, Detroit	14	14	8	36
Keith Furphy, Detroit	30	14	8	36
Rodney Marsh, Tampa Bay	23	11	14	36

Leading Goalkeepers*	GP	Min.	Sv	GA	SH	GAA
Zeljko Bilecki, Tampa Bay	17	1549	93	22	5	1.28
Paul Hammond, Houston	29	2705	213	44	6	1.46
Volkmar Gross, SD/Minn.	24	2132	137	38	6	1.60
Kevin Keelan, New England	25	2234	133	40	6	1.61
Bob Rigby, Phil./LA	28	2532	142	49	6	1.74
Dave Jokerst, California	23	1958	127	38	2	1.75
Keith Van Eron, Philadelphia	21	1831	125	36	4	1.76
Jim Brown, Detroit	28	2593	151	51	6	1.770
Alan Mayer, San Diego	21	1880	120	37	4	1.771
Arnie Mausser, Ft. Lauderdale	29	2637	193	58	3	1.98

GP—Games Played

G—Goals

A—Assists

TP—Total Points

Min.—Minutes

Sv—Saves

GA—Goals-Against

SH—Shutouts

GAA—Goals-Against Average

\*(Need 1350 minutes to qualify)

## NASL Leading Scorers

	GP	G	A	TP
Oscar Fabbiani, Tampa Bay	26	25	8	58
Giorgio Chinaglia, New York	27	26	5	57
Gerd Mueller, Ft. Lauderdale	25	19	17	55
David Robb, Philadelphia	30	16	20	52
Jeff Bourne, Atlanta	29	18	15	51
Karl-Heinz Granitza, Chicago	30	20	10	50
Teofilo Cubillas, Ft. Lauderdale	30	16	18	50
Alan Willey, Minnesota	29	21	7	49
Dennis Tueart, New York	27	16	16	48
Laurie Abrahams, Calif./Tulsa	25	18	9	45

## NASL Leading Goalkeepers\*

	GP	Min.	Sv	GA	SH	GAA
Phil Parkes, Vancouver	29	2705	100	29	7	0.96
Victor Nogueira, Atlanta	17	1432	82	20	5	1.26
Zeljko Bilecki, Tampa Bay	17	1549	93	22	5	1.28
Mike Ivanow, Seattle	28	2517	151	39	2	1.39
Bill Irwin, Washington	28	2603	134	42	4	1.45
Paul Hammond, Houston	29	2705	215	44	6	1.46
Volkmar Gross, SD/Minn.	24	2132	137	38	6	1.604
Colin Boulton, LA/Tulsa	30	2746	109	49	7	1.605
Kevin Keelan, New England	25	2234	133	40	6	1.61
Tino Lettieri, Minnesota	16	1378	95	25	2	1.63

GP—Games Played

Sv—Saves

G—Goals

GA—Goals-Against

A—Assists

SH—Shutouts

TP—Total Points

GAA—Goals-Against Average

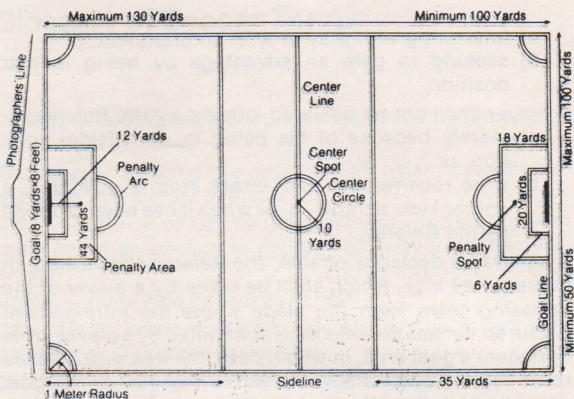
Min.—Minutes

GAA—Goals-Against Average

(\*Goalkeepers need 1350 minutes to qualify)

(\*Goalkeepers need 1350 minutes to qualify)





## Condensed Rules of Soccer

**Rule 1** — The Field of Play. (Diagram above).

**Rule 2** — The Ball (NASL approved Ball — Adidas) circumference 27"-28", weight 4 oz.-16 oz.

**Rule 3** — Number of Players. Each team consists of 11 players, one of whom must be the goalkeeper. A maximum of three substitutes may be used.

**Rule 4** — Player Equipment. Consists of a shirt, shorts, stockings and shoes. Goalkeeper must wear colors which distinguish him from the other players.

**Rule 5** — Referees. One referee is appointed for each match. He is responsible for control of the game and his decisions are final.

**Rule 6** — Linesman. Two linesmen assist the referee by indicating offside, when the ball is out of play, and which team is entitled to the corner kick or throw in.

**Rule 7** — Duration of the Game. Shall be two equal periods of 45 minutes unless otherwise agreed upon.

Note: See NASL Tiebreaker Procedure.

**Rule 8** — The Start of Play. A flip of coin decides which team will kick off. Each team must stay on its own half of the field and the defending players must be at least 10 yards from the ball until it is kicked.

After a goal the team scored upon will kick off. After halftime the teams change ends and the kickoff will be taken by the opposite team to that which started the game. A goal cannot be scored directly from a kickoff.

**Rule 9** — Ball In and Out of Play. The ball is out of play when (a) it has wholly crossed the goal line or touchline, whether on the ground or in the air, or (b) when the game has been stopped by the referee.

**Rule 10** — Method of Scoring. A goal is scored when the whole of the ball has passed over the goal line, between the goal posts and under the cross bar.

**Rule 11** — Offside. A player is in an offside position if he is nearer to his opponents' goal line than the ball, unless:

- a) he is in his own half of the field of play, or
- b) there are at least two of his opponents nearer their own goal line than he is.

A player shall only be declared offside and penalized for being in an offside position, if, at the moment the ball touches, or is played by, one of his team, he is, in the opinion of the Referee:

- a) interfering with play or with an opponent, or
- b) seeking to gain an advantage by being in that position.

A player shall not be declared offside by the Referee:

- a) merely because of his being in an offside position, or
- b) if he receives the ball, direct, from a goal kick, a corner kick, a throw-in, or when it has been dropped by the Referee.

If a player is declared offside, the Referee shall award an indirect free kick, which shall be taken by a player of the opposing team from the place where the infringement occurred, unless the offense is committed by a player in his opponent's goal area, in which case, the free kick shall be taken from a point anywhere within that half of the goal area in which the offense occurred.

Note: This is the Traditional Rule. In 1973 the NASL introduced a "Blue Line" concept with a line drawn the width of the field 35 yards from each goal (see diagram). Under the new rule an attacking player is not offside until he is within 35 yards of his opponent's goal rather than midfield, as under the Traditional Rule.

**Rule 12** — Fouls and Misconduct. A player who intentionally attempts to or actually: (a) kicks, (b) trips, (c) jumps at, (d) charges violently, (e) charges from behind, (f) strikes, (g) holds or (h) pushes an opponent, or (i) intentionally handles the ball shall be penalized by a direct free kick. Any one of these nine offenses committed in the penalty area by a defender will result in the awarding of a penalty kick to the offensive team.

A player committing less flagrant violations such as offside, dangerous plays, obstruction or ungentlemanly conduct will be penalized by an indirect free kick.

**Rule 13** — Free Kicks. Are classified into two categories: "Direct" (from which a goal can be scored directly against the offending side) and "Indirect" (from which a goal cannot be scored unless the ball has been touched by a player other than the kicker before entering the goal).

For all free kicks the offending team must be at least 10 yards from the ball until it is kicked.

**Rule 14** — Penalty Kick. A direct free kick taken at the penalty mark. All players except the player taking the kick and the goalkeeper must stay outside the penalty area and at least 10 yards from the ball (hence the arc at edge of penalty area).

**Rule 15** — Throw in. When the ball has wholly crossed the touchline it is put back into play by a throw in from the spot where it went out and by a player from the opposite team that last touched it. A goal cannot be scored directly from a throw in.

**Rule 16** — Goal Kick. When the ball has wholly crossed the goal line after being last touched by a player from the attacking team, it is put back into play by a kick from the goal area by the defending team.

**Rule 17** — Corner Kick. When the ball has wholly crossed the goal line after being last touched by a player from the defending team, it is put back into play by a kick from the corner on the side the ball went out by the attacking team.

## Glossary of Soccer Terms

**Center** — to pass the ball from a wide position on the field into the penalty area.

**Charging** — pushing the opponent off balance legally by shoulder to shoulder contact.

**Clear** — a throw or kick by the goalkeeper or a kick by the defender in an attempt to get the ball away from the goal area.

**Cross** — same type of pass as center.

**Defender** — primarily a defensive player who assists the goalkeeper in protecting the goal.

**Dribble** — a way of advancing the ball past defenders by a series of short taps with one or both feet.

**Forward** — primarily an attacking player whose responsibility is to create and score goals.

**Goalkeeper** — the last line of defense. The only player who can use his hands within the field of play. He is limited to using his hands only within the penalty area.

**Half-Volley** — kicking the ball just as it is rebounding off the ground.

**Hands** — illegal act of *intentionally* touching the ball with the hands or arms.

**Heading** — a method of scoring, passing and controlling the ball by making contact with the head.

**Linkman** — another name for midfielder.

**Lob** — a high, soft kick taken on the volley, lifting the ball over the heads of the opponents.

**Marking** — guarding an opponent.

**Midfielder** — both an offensive and defensive player who is primarily responsible for linking the forwards and defenders.

**Obstructing** — preventing the opponent from going around a player by standing in his path.

**Overlap** — the attacking play of a defender going down the touchline past his own winger.

**Pitch** — another name for the field of play.

**Save** — the goalkeeper stopping an attempted goal by catching or deflecting the ball away from the goal.

**Screen** — retaining possession and protecting the ball by keeping your body between the ball and opponent.

**Shootout** — the tie-breaking procedure used in NASL games when teams are tied after playing two sudden death overtime periods. Teams take five alternating shootout attempts at opposing goalkeepers in a one-on-one situation.

**Sliding Tackle** — attempting to take the ball away from the opponent by sliding on the ground.

**Striker** — a central forward position in the team with a major responsibility for scoring goals.

**Sweeper** — a defender who roams either in front of or behind the defender line to pick up stray passes.

**Tackling** — attempting to or taking the ball away from an opponent when both players are playing the ball with their feet.

**Trap** — controlling a ball passed close to the player by means of the feet, thighs or chest.

**Volley** — kicking the ball while it is in flight.

**Wall Pass** — a pass to a teammate followed by a first time return pass on the other side of the opponent (give and go).

**Wing** — an area of the field near the touchline.

**Winger** — name given to the right and left outside forwards.

**4-3-3** — the player formation most used today (a goalkeeper, four defenders, three midfielders, three forwards).

**4-2-4** — most used alternative formation to the 4-3-3 (a goalkeeper, four defenders, two midfielders and four forwards).

## **NASL Tiebreaker Procedure/ The Shootout**

NASL games which are tied at the end of regulation play will be extended by 15 minutes of "sudden death" overtime (two 7½-minute periods). A flip of the coin will decide which team will kick off. The first team to score a goal, either from the field or by a penalty kick, wins the game.


If the game remains tied at the end of the second overtime period, the outcome will be decided by The Shootout which involves players on each team challenging the opposing goalkeeper in a one-on-one situation.

The visiting team will kick first and each team will take five chances in alternate order. Attacking players will start with the ball on the 35-yard line and must take their shot within five seconds. Goalkeepers have no movement restrictions within the five-second period in accordance with normal rules of play.

The kicks shall be ended when one team has achieved an insurmountable advantage, such as scoring on its first three kicks while their opponents miss their first three.

If the teams remain tied after the prescribed five attempts, they shall continue to take alternate kicks until one has scored more than the other after an equal number of attempts. Only players in the game at the end of the second overtime period shall be eligible to take such kicks except that each team may substitute for its goalkeeper at any time during the Shootout. Such a substitute may be selected from any of the players included on a team's official line-up card submitted prior to the start of the game. However, once a goalkeeper has been substituted for, he may not be reinstated. Goalkeepers shall not take kicks. No player may take a second kick until all other eligible members of his team have done so, at which time they shall continue in any order the team may wish, i.e., they do not have to kick in the same rotation.

# The Adi — built for punishment



Adi is a creation  
of Adi Dassler,  
the man behind  
the adidas  
name.



Adi 111

# NASL CLUB DIRECTORY

## **ATLANTA CHIEFS**

P.O. Box 5015  
Atlanta, Georgia 30302  
c/o Dick Cecil  
404/577-5425  
DIR. OP: Terry Hansen  
COACH: Dan Wood  
PR: Michael Oglesbay  
MKTG: Ken Small  
Stadium: Atlanta-Fulton County  
Stadium

Capacity: 52,522  
Dimensions: 110x70  
Surface: Natural Grass

## **CALIFORNIA SURF**

P.O. Box 4449  
Anaheim, California 92803  
714/634-8326  
GM: Bill Dawson  
COACH: Peter Wall  
PR: Lolly Keyes  
MKTG: Tim Pearson  
Stadium: Anaheim Stadium  
Capacity: 43,200  
Dimensions: 110x70  
Surface: Natural Grass

## **CHICAGO STING**

Suite 1525  
333 N. Michigan Ave.  
Chicago, Illinois 60601  
312/558-5425  
GM: Jim Walker  
COACH: Willy Roy  
PR: Michael Haggerty  
MKTG: Steve Neulander  
DIR. OP: Charles Evrnanian  
Stadiums: Wrigley Field  
Comiskey Park

Capacities: 37,741  
45,500  
Dimensions: 105x70 (both)  
Surface: Natural Grass (both)

## **DALLAS TORNADO**

6116 North Central Expwy.  
Dallas, TX 75206  
214/750-0900  
GM: Kent Kramer  
COACH: Al Miller  
PR: Thom Meredith  
MKTG: Mickey Ashmore  
Stadium: Texas Stadium  
Capacity: 65,101  
Dimensions: 112x68  
Surface: Artificial Turf

## **DETROIT EXPRESS**

Pontiac Silverdome  
1200 Featherstone Rd.  
Pontiac, MI 48057  
313/338-9100  
DIR. OP: GLyn Carver  
COACH: Ken Furphy  
PR: Sharon Simmons  
MKTG:  
Stadium: Pontiac Silverdome  
Capacity: 80,500  
Dimensions: 110x70  
Surface: Artificial Turf

## **EDMONTON DRILLERS**

10039 Jasper Ave.  
Edmonton, Alberta T5J 1T4,  
Canada

403/428-8989  
GM: Graham Leggat  
COACH: Timo Liekoski  
PR: Dennis Trouton  
MKTG: Steve Welsh  
Stadium: Commonwealth  
Stadium

Capacity: 42,500  
Dimensions: 110x72  
Surface: Natural Grass

## **FT. LAUDERDALE STRIKERS**

1350 NE 56th St.  
Ft. Lauderdale, FL 33334  
305/491-5140(B), 944-7741(D)  
GM: Bob Lemieux  
COACH: Cor van der Hart  
PR: Steve Unger  
MKTG: Pat Pepper  
Stadium: Lockhart Stadium  
Capacity: 19,603  
Dimensions: 110x70  
Surface: Natural Grass

## **HOUSTON HURRICANE**

P.O. Box 27229  
Houston, TX 77027  
713/960-8326  
GM: Hans Von Mende  
COACH: Eckhard Krautzun  
PR: Diane Olson  
MKTG:  
Stadium: Houston Astrodome  
Capacity: 35,443  
Dimensions: 103x75  
Surface: Artificial Turf

## **LOS ANGELES AZTECS**

777 Rose Bowl Drive  
Pasadena, CA 91103  
213/681-6336  
GM:  
COACH: Rinus Michels  
PR: Scott Piazza  
MKTG:

Stadium: Rose Bowl  
Capacity: 104,699  
Dimensions: 110x60  
Surface: Natural Grass

## **MEMPHIS ROGUES**

2200 Union Ave.  
Memphis, TN 38104  
901/274-7861  
GM: Rudi Schiffer  
COACH: Charlie Cooke  
PR: Phil Stuhemborg  
MKTG: Joe Booth

Stadium: Liberty Bowl  
Capacity: 50,164  
Dimensions: 110x63  
Surface: Natural Grass

## **MINNESOTA KICKS**

7200 France Ave. S.  
Minneapolis, MN 55435  
612/831-8871  
GM: Freddie Goodwin  
COACH: Roy McCrohan  
PR: Dave Ferroni  
MKTG: Tommy Scallen  
Stadium: Metropolitan Stadium  
Capacity: 46,479  
Dimensions: 100x72  
Surface: Natural Grass

**NEW ENGLAND TEA MEN**

36 Mechanic St.  
 Foxboro, MA 02035  
 617/543-6100  
 GM: Bob Keating  
 COACH: Noel Cantwell  
 PR: Vince Casey  
 MKTG: Norm Fitzgerald  
 Stadium: Schaefer Stadium  
 Capacity: 61,279  
 Dimensions: 110x70  
 Surface: Artificial Turf

**NEW YORK COSMOS**

75 Rockerfeller Plaza  
 New York, NY 10019  
 212/265-7315  
 GM: Krikor Yepremian  
 COACH: Hennes Weisweiler  
 PR: Mark Brickley  
 MKTG: Steve Piccone  
 Stadium: Giants Stadium  
 Capacity: 76,891  
 Dimensions: 110x70  
 Surface: Artificial Turf

**PHILADELPHIA FURY**

Veterans Stadium — Gate F  
 Broad St. & Pattison Ave.  
 Philadelphia, PA 19148  
 215/755-5400  
 GM: Tom Fleck  
 COACH: Eddie Firmani  
 PR: Carol Jarden  
 MKTG: Rich Iannarella  
 Stadiums: Veteran Stadium  
 Franklin Field

Capacities: 56,000 60,541  
 Dimensions: 102x68 110x70 yds.  
 Surface: Artificial Turf

**PORTLAND TIMBERS**

910 Southwest 18th  
 Portland, OR 97205  
 503/226-4628  
 GM: Peter Warner  
 COACH: Don Megson  
 PR: Jim Finks  
 MKTG: Jim Brasher  
 Stadium: Civic Stadium  
 Capacity: 35,500  
 Dimensions: 120x72  
 Surface: Artificial Turf

**ROCHESTER LANCERS**

812 Wilder Bldg.  
 Rochester, NY 14614  
 716/232-2420  
 GM: Harry Abrahams  
 COACH: Ray Klivecka  
 PR: Wayne Fuller  
 MKTG: Bob Moran  
 Stadium: Holleder Memorial  
 Stadium  
 Capacity: 20,000  
 Dimensions: 120x67  
 Surface: Natural Grass

**SAN DIEGO SOCKERS**

San Diego Stadium  
 9449 Friars Rd.  
 San Diego, CA 92108  
 714/280-4625  
 GM: Fred Whitacre  
 COACH: Hubert Vogelsinger  
 PR: Felice Friedman  
 MKTG: Bill Hanson  
 Stadium: San Diego Stadium

Capacity: 52,568  
 Dimensions: 110x75  
 Surface: Natural Grass  
**SAN JOSE EARTHQUAKES**  
 Suite 272

2025 Gateway Place  
 San Jose, CA 95110  
 408/998-5425  
 GM: John Carbray  
 COACH: Bill Foulkes  
 MKTG: Gene Fasano  
 Stadium: Spartan Stadium  
 Capacity: 18,000  
 Dimensions: 110x65  
 Surface: Natural Grass

**SEATTLE SOUNDERS**

419 Occidental South  
 Seattle, WA 98104  
 206/628-3551  
 GM: Jack Daley  
 COACH: Alan Hinton  
 PR: Norm Bobrow  
 MKTG: Dan Wright  
 Stadium: Kingdome  
 Capacity: 40,000

Dimensions: 110x70  
 Surface: Artificial Turf

**TAMPA BAY ROWDIES**

Suite 109  
 1311 NW Shore Blvd.  
 Tampa, FL 33607  
 813/870-1122  
 GM: Chas Serednesky  
 COACH: Gordon Jago  
 PR: Marcia Schallert  
 MKTG: Ted Moore  
 Stadium: Tampa Stadium  
 Capacity: 71,600  
 Dimensions: 120x68  
 Surface: Natural Grass

**TORONTO BLIZZARD**

95 Barber Greene Rd.  
 Don Mills, Ontario  
 Canada M3C 3E9  
 416/446-5570/5311  
 GM: Clive Toyne  
 COACH: Keith Eddy  
 PR: Jim Gray  
 MKTG: Joe Warwick  
 Stadium: Exhibition Stadium  
 Capacity: 54,472  
 Dimensions: 120x72  
 Surface: Artificial Turf

**TULSA ROUGHNECKS**

P.O. Box 35190  
 Tulsa, OK 74135  
 Tulsa, OK 74135  
 918/494-4625  
 GM: Noel Lemon  
 COACH: Charlie Mitchell  
 PR: Chip Namias  
 MKTG: Randy Weichbrodt  
 Stadium: Skelly Stadium  
 Capacity: 41,000  
 Dimensions: 110x70  
 Surface: Artificial Turf

**VANCOUVER WHITECAPS**

3683 E. Hastings St.  
 Vancouver, B.C. V5K 2B1  
 Canada  
 604/291-8811  
 GM: John Best  
 COACH: Bob McNab

PR:  
MKTG: Don Rogelstad  
Stadium: Empire Stadium  
Capacity: 32,250  
Dimensions: 110x75  
Surface: Artificial Turf  
**WASHINGTON DIPLOMATS**  
RFK Stadium  
E. Capital Sts. & 22nd NE  
Washington, DC 20003  
202/544-5425  
GM: Andrew Dolkch  
COACH: Gordon Bradley  
PR: Jim Trecker

MKTG: Roger Moskowitz  
Stadium: RFK Memorial Stadium  
Capacity: 55,000  
Dimensions: 110x70  
Surface: Natural Grass  
**NORTH AMERICAN SOCCER LEAGUE**  
1133 Ave. of the Americas  
Suite 3500  
New York, NY 10036  
212/575-0066  
COMMISSIONER: Phil Woosnam  
DIR. OP.: Ted Howard  
PR: Chuck Adams

## **Strikers Broadcast & Electronic Services**

### **Radio**

All Ft. Lauderdale Striker games, both home and away are carried on WIOD-Radio (610 AM). *Rick Weaver*, sports director for WIOD is the voice of the Strikers for his fourth consecutive year and color on all home games is provided by *Henry Barrow* and *Tom Poppino* who roam the sidelines for instant action.

The Ft. Lauderdale Strikers offer taped interviews and actuality reports to all interested radio stations. Call PR Director Steve Unger at 491-5140 (B) or 944-0245 (D) for updated tape feeds from Striker coaches and players, or to arrange interviews and post-game reports.

### **Television**

WPLG-TV, Channel 10 have eight away games on the television schedule (see inside front cover) in 1980 with sports director *Chuck Dowdle* handling play-by-play. Color commentary is provided by five-year NASL vet and former Striker *David Proctor*.

ON-TV Subscription Television will also broadcast five selected home games from Lockhart Stadium this season to paying subscribers (again see inside front cover).

The Strikers provide videotape service on the road to interested television outlets and have a large library of videotaped games available in both  $\frac{3}{4}$  and  $\frac{1}{2}$  inch videotapes.

### **Strikers' Luncheon**

Every Monday (unless the team is out of town), the Strikers host a weekly Striker Luncheon at the Pierce St. Annex, 6500 N. Federal Highway in Ft. Lauderdale. Head Coach Cor van der Hart talks on team tactics and analyzes recent games and videotaped highlights of recent Striker games are featured, along with live interviews with opposition coaches and key players. Lunch is served, beginning at noon and the programs run from 12:30 to 1:30 PM. All media members and the general public are invited to attend.



## MEDIA INFORMATION

Requests for media credentials should be directed to Public Relations Director, Steve Unger, Ft. Lauderdale Strikers, 1350 NE 56th St., Ft. Lauderdale, FL 33334. Press credentials will be granted only to working members of media that are affiliated with an accredited newspaper, magazine, TV/Radio Station or wire service.

Field passes will be issued to affiliated photographers, TV cameramen, and broadcast crews as requested, while a limited number will be issued to free-lance photographers upon written request to the Strikers. No newspaper or radio/TV reporters will be allowed on the field per NASL regulations.

Hanging passes for each game are numbered as specifically assigned to members of the working media and are not transferable. If additional passes of this type are required, they may be picked up at the SW corner press gate. To facilitate adequate security, these passes should be worn at all times.

Complete press packages will be made available in the press box. Seating is limited and some media members may be required to sit in the stands.

Parking passes will be mailed only to working press from media outlets. Representatives from Amfax & Sports Comm will be present at games and telephones will be available to the working media. The Strikers will also provide telecopier service upon request.

Both locker rooms will be open to the media, regardless of sex, 10 minutes after the teams have assembled inside at the conclusion of the game.

The NASL runs an annual photo contest with prizes in four categories: B&W feature, B&W action, color action, and color feature. The Strikers also have information on the PSRA—Professional Soccer Reporters Association and encourage interested media to join. Only PSRA members are eligible to vote for the "Three Stars of the Game Award" which will take place after every game.

*Public Relations Directory* ..... Steve Unger  
(h-305/733-9903)

*PR Interns* ..... Mark Vassalotti, Sandra Linton

*Comm. Relations Secretary* ..... Susan Perry

*Press Box Phone* ..... 305/771-4516, 4518

*1980 Striker Media Guide* prepared by Steve Unger & Sandra Linton.

# LOCKHART STADIUM

Lockhart Stadium is named for Doug Lockhart, a Ft. Lauderdale City Commissioner in the 1950's who was instrumental in helping to make a multi-purpose city stadium a reality, primarily designed for the use of high schools in the area.

It was built on Executive Airport land, deemed to be the only site with the necessary area for a major stadium and was dedicated in 1957 and finished by 1959. Originally with 8,000 seats, Lockhart Stadium was used in its early days for high school track and football.

In 1977, Lockhart became the new home for the Ft. Lauderdale Strikers of the NASL, who were moved north from Miami by Elizabeth Robbie, with 11,000 seats now available to soccer patrons.

The following year capacity was increased to 14,500 and more bleachers were added in 1979 to increase the capacity to the current 19,603. At the same time, the track was removed to accommodate a professional size soccer field of 70 x 120 yards, which is considered to be one of the finest in the North American Soccer League.

As pro soccer moved into the 1980's, Lockhart Stadium is nationally known for its pro soccer "atmosphere" although it is the second smallest facility in the NASL. Expansion may increase capacity to 30,000 in the next few years and the growth of professional soccer is helping to make necessary a modern major league stadium facility for South Florida, in the near future.

## Hotels on the Road

Memphis	Ramada Inn	901/365-6100
New England	Biltmore Plaza	410/421-0700
California	Anaheim Hyatt House	714/772-5900
San Diego	Hanalei Hotel	714/297-1101
Rochester	Americana Hotel	716/546-3300
Chicago	Continental Plaza	312/943-7200
Tulsa	Hilton Inn	918/622-7000
Washington	Arlington Hyatt House	703/841-9595
New York	Sheraton Heights	201/288-6100
Philadelphia	Hilton Inn	215/387-8333
Edmonton	Edmonton Plaza	403/426-3636
Toronto	Hotel Toronto	416/869-3456
Atlanta	Mariott Inn	404/659-6100
Tampa	Bay Harbor Inn	813/885-2541
Los Angeles	Los Angeles Hilton	213/629-4321
Detroit	Kingsley Inn	313/644-1400

# ALL-TIME STRIKER ROSTER

## (1977-80)

PLAYER	POSITION	YEARS
Roberto Aguirre	D	1977, 78
Arsene Auguste	D	1980
Gordon Banks	G	1977, 78
Barry Barto	M	1977
Bobby Bell	D	1977
George Best	F	1978
Nico Bodonczy	F	1977-80
Eduardo Bonvallet	M	1980
John Brooks	D	1980
Jeff Cacciatore	F	1980
Ian Callaghan	M	1980
Marine Cano	G	1978
Sergio Ceballos	F	1980
David Chadwick	M	1977, 78
Bob Corish	D	1979, 80
Tony Crescitelli	F	1980
Teofilo Cubillas	M	1979, 80
George Dewsnip	F	1978
Gordon Fearnley	F	1978
Ken Fogarty	D	1979, 80
Colin Fowles	D	1977-80
Tibor Gemeri	M	1978-80
Alan Hamlyn	D	1977, 78
John Hickton	F	1978
Ray Hudson	M	1977-80
David Irving	F	1977-80
Gary Jones	F	1978-80
Jan Kapstad	F	1978
Curtis Leeper	M	1977, 78
Ray Lugg	D	1977
Eli Maduel	F	1980
Francisco Marinho	M	1980
Kevin McClinton	F	1978
Gerd Mueller	F	1979, 80
Kevin Murphy	D	1979, 80
George Nanchoff	F	1977, 78
Al Njie	F	1979, 80
Mike Ortiz-Velez	M	1978-80
Terry Park	M	1979
Tim Parkin	D	1977
Fred Pereira	F	1977
Les Peterson	D	1978
Norman Piper	F	1978
Jon Pot	D	1980
Greg Preston	D	1980
David Proctor	F	1977
Steve Ralbovsky	D	1979, 80
John Ridley	D	1978
Greg Robertson	F	1980
Roman Rosul	F	1977
Steve Roth	D	1977
Mario Szlak	F	1980
Van Taylor	G	1977
Ian Turner	G	1978
Dennis Vaninger	F	1978
Greg Villa	F	1980
Tony Whelan	D	1977-80
Maurice Whittle	D	1977-80
Rick Wiegand	D	1980
Roy Wiggemansen	D	1979, 80
Steve Zerhusen	G	1979, 80

# Coke

Trade-mark ®

*adds life to...*

# Soccer



"Coca-Cola" and "Coke" are registered trade-marks which identify the same product of The Coca-Cola Company. Bottled under the authority of The Coca-Cola Company by: The Coca-Cola Bottling Company of Miami, Inc.